

## Suppression

Order code	Manufacturer code	Description
26-4860	BL01RN1-A62	AXIAL FERRITE BEAD INDUCTOR
26-4865	BL02RN2-R62	RADIAL FERRITE BEAD INDUCTOR

Suppression	Page 1 of 2
The enclosed information is believed to be correct, Information may change 'without notice' due to product improvement. Users should ensure that the product is suitable for their use. E. & O. E.	Revision A 04/07/2003

## Ferrite Bead Inductor **BL01/02** Series

BL01/02 series have put their lead through ferrite beads to produce a high-frequency loss for suppression of noise.

Simple construction and easy-to-use.

Effective for low impedance circuits such as of power supply and ground. Effective also for overshoot of digital signal in clock or the like, preventing undershoot and suppressing of higher harmonic wave. Suitable for prevention of abnormal oscillation at high frequency amplifying circuit.

BL01RN1-A62

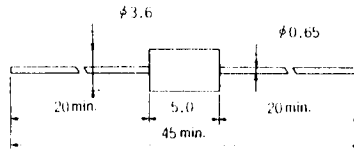


Fig.1

BL02RN2-R62

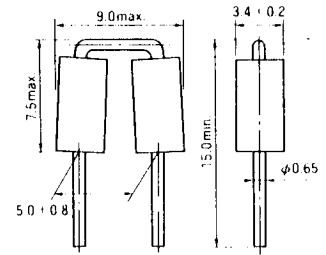


Fig.4

- Operating Temp. Range -25 to +85°C
- Storage Temp. Range -40 to +100°C

### Axial Type Bead Inductor BL01

#### FEATURES

1. Reduces on-board height because of axial lead.
2. PCB pattern can be designed underneath since the specific resistance of the material is great enough.

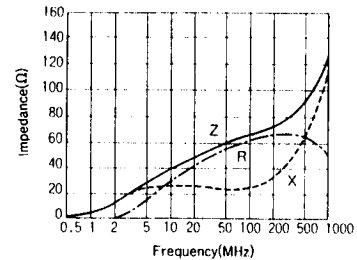


#### RATINGS

Part Number	Type	Rated Current	Dimensions
BL01RN1-A62	Bulk. Straight lead.	7A	Fig.1

#### FREQUENCY CHARACTERISTICS

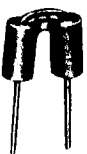
##### ● BL01RN1



### Radial type Bead Inductor BL02RN2

#### FEATURES

1. Reduces mounting area because of radial lead.
2. More effective noise suppression by using two beads.



#### RATINGS

Part Number	Type	Rated Current	Dimensions
BL02RN2-R62	Bulk	7A	Fig.4

#### FREQUENCY CHARACTERISTICS

##### ● BL02RN2

