



Residual current devices F 200, DDA 200, FS 201 and DS 200 series

Index

3

Technical features of RCCBs F 200 series	3/4
---	-----

Selection tables of RCCBs F 200 series

F 200 AC.....	3/6
F 200 AC (for overseas market).....	3/7
F 200 A.....	3/8
F 200 left neutral.....	3/9
F 200 AP-R AC.....	3/11
F 200 AP-R A.....	3/12
F 200 AC S.....	3/13
F 200 A S.....	3/14
F 200 A 400 Hz.....	3/15
F 200 B.....	3/16
F 200 B left neutral.....	3/17
F 200 PV B.....	3/18

Technical features of RCD-blocks DDA 200 series	3/20
--	------

Selection tables of RCD-blocks DDA 200 series

DDA 200 AC.....	3/22
DDA 200 A.....	3/23
DDA 200 AE.....	3/24
DDA 200 B.....	3/25
DDA 200 AP-R.....	3/26
DDA 200 AC S.....	3/28
DDA 200 A S.....	3/29

Technical features of RCBOs FS 201 and DS 200 series	3/30
---	------

Selection tables of RCBOs FS 201 series and DS 200 series

FS 201.....	3/32
DS 200 AC B.....	3/34
DS 200 AC C.....	3/35
DS 200 A B.....	3/36
DS 200 A C.....	3/37
DS 200 M AC B.....	3/38
DS 200 M AC C.....	3/39
DS 200 M A B.....	3/40
DS 200 M A C.....	3/41

3

TECHNICAL FEATURES

	Standards		
Electrical features	Type (wave form of the earth leakage sensed)		
	Poles		
	Rated current I_n		A
	Rated sensitivity $I_{\Delta n}$		A
	Rated voltage U_e	IEC	V
		UL/CSA	V
	Insulation voltage U_i		V
	Max. operating voltage of circuit test	IEC	V
		UL/CSA	V
	Min. operating voltage of circuit test		V
	Rated frequency		Hz
	Rated conditional short-circuit current $I_{nc}=I_{\Delta c}$	SCPD - fuse gL 100 A	kA
	Rated residual breaking capacity $I_{\Delta m}=I_m$		kA
	Rated impulse withstand voltage (1.2/50) U_{imp}		kV
	Dielectric test voltage at ind. freq. for 1 min.		kV
Overvoltage category			
Surge current resistance (wave 8/20)		A	
Mechanical features	Toggle		
	Contact position indicator (CPI)		
	Electrical life		
	Mechanical life		
	Protection degree	housing terminals	
	Tropicalization	humid heat	°C/RH
	acc. to IEC/EN 60068-2	constant climatic conditions variable climatic conditions	°C/RH °C/RH
	Ambient temperature (with daily average $\leq +35$ °C)	IEC	°C
		UL/CSA	°C
	Storage temperature		°C
Installation	Terminal type		
	Terminal size top/bottom for cable	IEC	mm ²
		UL/CSA	AWG
	Terminal size top/bottom for busbar	IEC	mm ²
		UL/CSA	AWG
	Tightening torque	IEC	N*m
		UL/CSA	in-lbs.
	Tool		
	Mounting		
	Connection		
Withdrawal from busbar			
Dimensions and weight	Dimensions (H x D x W)	2P 4P	mm mm
	Weight	2P 4P	g g
Combination with auxiliary elements	Combinable with:	auxiliary contact signal contact/auxiliary switch shunt trip undervoltage release	


① Ground-fault sensing and relaying equipment-component (up to 63 A)

② prior to connection of aluminium conductors (≥ 4 mm²) ensure that their contact points are cleaned, brushed and coated with grease

System Technical features

pro M compact® RCCBs F 200 series

F 200



3

F200 AC	F200 A	F200 AC AP-R	F200 A AP-R	F200 AC S	F200 A S	F200 A 400 Hz	F200 B
IEC/EN 61008, UL 1053 ①						IEC/EN 61008	IEC/EN 61008, IEC 62423
AC	A	AC	A	AC	A	A	B
2P, 4P (for 125 A only 4P)		2P, 4P (for 125 A only 4P)		2P, 4P (for 125 A only 4P)		4P	4P
16, 25, 40, 63, 80, 100, 125	25, 40, 63	25, 40, 63	25, 40, 63, 80, 100, 125	40, 63	40, 63, 80, 100, 125	25, 40	40, 63, 125
0.01-0.03-0.1-0.3-0.5	0.03		0.1-0.3-0.5-1			0.03	0.03-0.3-0.5
230/400 - 240/415							
480Y/277 (up to 63 A)							-
500							
254 (440 for 125 A); 440 for F 200 left neutral						254	440
277 (up to 63 A); 480 for F 200 left neutral							-
110 (185 for 125 A); 195 for F 200 left neutral						110	185
50...60						50...400	50...60
10 (for 125 A fuse is gL 125 A)							
1 (1.25 for 125 A)							
6							5
2.5							
III, disconnector abilities							
250	3000		5000		250	3000 (5000 for selective type)	
blue sealable in ON-OFF position							
yes							no
10000 (2000 for 125 A)						10000	2000
20000 (5000 for 125 A)						20000	5000
IP4X							
IP2X							
28 cycles with 55/95...100							
23/83 - 40/93 - 55/20							
25/95 - 40/95							
-25...+55 (-25...+40 for 125 A)						-25...+55	-25...+40
-35...+70 (up to 63 A)							-
-40...+70							
failsafe bi-directional cylinder-lift terminal at top and bottom (shock protected) (cage for In > 63 A) ②							
25/25 (35/35 single slot terminal for In > 63 A)						25/25	25/25 (35/35 single slot terminal for In > 63 A)
18-4 (up to 63 A)							-
10/10 (not for In = 80-100 A)						10/10	-
18-8 (up to 63 A)							-
2.8 (3 for In = 125 A)						2.8	3
25 (up to 63 A)							-
Nr. 2 Pozidriv							
on DIN rail EN 60715 (35 mm) by means of fast clip device							
from top and bottom							
it is possible without using any tools only from the bottom (not for 125 A)							
85 x 69 x 35							-
85 x 69 x 70 (85 x 69.5 x 72 for 125 A)						85 x 69 x 70	85 x 69.5 x 72
200							-
350 (380 for In = 80 and 100 A and 460 for In = 125A)						350	500
yes (no for 125 A)						yes	no
yes						yes	yes
yes (no for 125 A)						yes	no
yes (no for 125 A)						yes	no

AC

F 200 AC type



Function: protection against the effects of sinusoidal alternating earth fault currents; protection against indirect contacts and additional protection against direct (with $I\Delta n=30$ mA) contacts.

Application: residential, commercial, industrial.

Standard: IEC/EN 61008


Marking: according to EN 61008

3



Number of poles	Rated residual current $I\Delta n$ mA	Rated current In A	Order details		Bbn 8012542	Price 1 piece	Price group	Weight 1 piece kg	Pack unit pc.
			Type code	Order code					
2	10	16	F202 AC-16/0.01	2CSF202001R0160	779902			0.225	1/6
		25	F202 AC-25/0.03	2CSF202001R1250	780007			0.225	1/6
		40	F202 AC-40/0.03	2CSF202001R1400	780106			0.225	1/6
		63	F202 AC-63/0.03	2CSF202001R1630	780205			0.225	1/6
		80	F202 AC-80/0.03	2CSF202001R1800	914204			0.225	1/6
	100	100	F202 AC-100/0.03	2CSF202001R1900	914303			0.225	1/6
		25	F202 AC-25/0.1	2CSF202001R2250	780304			0.225	1/6
		40	F202 AC-40/0.1	2CSF202001R2400	780403			0.225	1/6
		63	F202 AC-63/0.1	2CSF202001R2630	780502			0.225	1/6
		80	F202 AC-80/0.1	2CSF202001R2800	914402			0.225	1/6
	300	100	F202 AC-100/0.1	2CSF202001R2900	914501			0.225	1/6
		25	F202 AC-25/0.3	2CSF202001R3250	780601			0.225	1/6
40		F202 AC-40/0.3	2CSF202001R3400	780700			0.225	1/6	
63		F202 AC-63/0.3	2CSF202001R3630	780809			0.225	1/6	
80		F202 AC-80/0.3	2CSF202001R3800	914600			0.225	1/6	
500	100	F202 AC-100/0.3	2CSF202001R3900	914709			0.225	1/6	
	25	F202 AC-25/0.5	2CSF202001R4250	780908			0.225	1/6	
	40	F202 AC-40/0.5	2CSF202001R4400	781004			0.225	1/6	
	63	F202 AC-63/0.5	2CSF202001R4630	781103			0.225	1/6	
	80	F202 AC-80/0.5	2CSF202001R4800	914808			0.225	1/6	
4	30	25	F204 AC-25/0.03	2CSF204001R1250	781202			0.375	1/3
		40	F204 AC-40/0.03	2CSF204001R1400	781301			0.375	1/3
		63	F204 AC-63/0.03	2CSF204001R1630	781400			0.375	1/3
		80	F204 AC-80/0.03	2CSF204001R1800	916604			0.405	1/3
		100	F204 AC-100/0.03	2CSF204001R1900	916703			0.405	1/3
		125	F204 AC-125/0.03	2CSF204001R1950	941507			0.500	1
	100	25	F204 AC-25/0.1	2CSF204001R2250	781509			0.375	1/3
		40	F204 AC-40/0.1	2CSF204001R2400	781608			0.375	1/3
		63	F204 AC-63/0.1	2CSF204001R2630	781707			0.375	1/3
		80	F204 AC-80/0.1	2CSF204001R2800	916802			0.405	1/3
		100	F204 AC-100/0.1	2CSF204001R2900	916901			0.405	1/3
		125	F204 AC-125/0.1	2CSF204001R2950	941606			0.500	1
	300	25	F204 AC-25/0.3	2CSF204001R3250	781806			0.375	1/3
		40	F204 AC-40/0.3	2CSF204001R3400	781905			0.375	1/3
		63	F204 AC-63/0.3	2CSF204001R3630	782001			0.375	1/3
		80	F204 AC-80/0.3	2CSF204001R3800	917007			0.405	1/3
		100	F204 AC-100/0.3	2CSF204001R3900	917106			0.405	1/3
		125	F204 AC-125/0.3	2CSF204001R3950	941705			0.500	1
500	25	F204 AC-25/0.5	2CSF204001R4250	782100			0.375	1/3	
	40	F204 AC-40/0.5	2CSF204001R4400	782209			0.375	1/3	
	63	F204 AC-63/0.5	2CSF204001R4630	782308			0.375	1/3	
	80	F204 AC-80/0.5	2CSF204001R4800	917205			0.405	1/3	
	100	F204 AC-100/0.5	2CSF204001R4900	917304			0.405	1/3	
	125	F204 AC-125/0.5	2CSF204001R4950	941804			0.500	1	

AC



F 200 AC type (for overseas markets)

Function: protection against the effects of sinusoidal alternating earth fault currents; protection against indirect contacts and additional protection against direct (with $I_{\Delta n}=30$ mA) contacts.

Application: residential, commercial, industrial.

Standard: IEC/EN 61008




Marking: according to IEC 61008

Number of poles	Rated residual current	Rated current	Order details		Bbn 8012542	Price 1 piece	Price group	Weight 1 piece	Pack unit
	$I_{\Delta n}$ mA	In A	Type code	Order code	EAN			kg	pc.
2	10	16	F202 AC-16/0.01	2CSF202005R0160	814603			0.225	1/6
		25	F202 AC-25/0.03	2CSF202005R1250	814702			0.225	1/6
		40	F202 AC-40/0.03	2CSF202005R1400	814801			0.225	1/6
		63	F202 AC-63/0.03	2CSF202005R1630	814900			0.225	1/6
		80	F202 AC-80/0.03	2CSF202005R1800	935902			0.225	1/6
	100	100	F202 AC-100/0.03	2CSF202005R1900	936008			0.225	1/6
		25	F202 AC-25/0.1	2CSF202005R2250	815006			0.225	1/6
		40	F202 AC-40/0.1	2CSF202005R2400	815105			0.225	1/6
		63	F202 AC-63/0.1	2CSF202005R2630	815204			0.225	1/6
		80	F202 AC-80/0.1	2CSF202005R2800	936107			0.225	1/6
	300	100	F202 AC-100/0.1	2CSF202005R2900	936206			0.225	1/6
		25	F202 AC-25/0.3	2CSF202005R3250	815303			0.225	1/6
		40	F202 AC-40/0.3	2CSF202005R3400	815402			0.225	1/6
		63	F202 AC-63/0.3	2CSF202005R3630	815501			0.225	1/6
		80	F202 AC-80/0.3	2CSF202005R3800	936305			0.225	1/6
500	100	F202 AC-100/0.3	2CSF202005R3900	936404			0.225	1/6	
	80	F202 AC-80/0.5	2CSF202005R4800	936503			0.225	1/6	
	100	F202 AC-100/0.5	2CSF202005R4900	936602			0.225	1/6	
4	30	25	F204 AC-25/0.03	2CSF204005R1250	817109			0.375	1/3
		40	F204 AC-40/0.03	2CSF204005R1400	817208			0.375	1/3
		63	F204 AC-63/0.03	2CSF204005R1630	817307			0.375	1/3
		80	F204 AC-80/0.03	2CSF204005R1800	936701			0.405	1/3
		100	F204 AC-100/0.03	2CSF204005R1900	936800			0.405	1/3
	100	25	F204 AC-25/0.1	2CSF204005R2250	817406			0.375	1/3
		40	F204 AC-40/0.1	2CSF204005R2400	817505			0.375	1/3
		63	F204 AC-63/0.1	2CSF204005R2630	817604			0.375	1/3
		80	F204 AC-80/0.1	2CSF204005R2800	936909			0.405	1/3
		100	F204 AC-100/0.1	2CSF204005R2900	937005			0.405	1/3
	300	25	F204 AC-25/0.3	2CSF204005R3250	817703			0.375	1/3
		40	F204 AC-40/0.3	2CSF204005R3400	817802			0.375	1/3
		63	F204 AC-63/0.3	2CSF204005R3630	817901			0.375	1/3
		80	F204 AC-80/0.3	2CSF204005R3800	937104			0.405	1/3
		100	F204 AC-100/0.3	2CSF204005R3900	937203			0.405	1/3
	500	80	F204 AC-80/0.5	2CSF204005R4800	937302			0.405	1/3
		100	F204 AC-100/0.5	2CSF204005R4900	937401			0.405	1/3

3

3

A



F 200 A type

Function: protection against the effects of sinusoidal alternating and direct pulsating earth fault currents; protection against indirect contacts and additional protection against direct (with $I_{\Delta n}=30$ mA) contacts.


Application: residential, commercial, industrial.

Standard: IEC/EN 61008

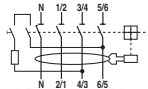
Marking: according to EN 61008

Number of poles	Rated residual current $I_{\Delta n}$ mA	Rated residual current In A	Order details		Bbn 8012542	Price 1 piece	Price group	Weight 1 piece kg	Pack unit pc.	
			Type code	Order code						EAN
2	10	16	F202 A-16/0.01	2CSF202101R0160	782407			0.225	1/6	
			30	25	F202 A-25/0.03	2CSF202101R1250	782506		0.225	1/6
					F202 A-40/0.03	2CSF202101R1400	782605		0.225	1/6
					F202 A-63/0.03	2CSF202101R1630	782704		0.225	1/6
					F202 A-80/0.03	2CSF202101R1800	915201		0.225	1/6
					F202 A-100/0.03	2CSF202101R1900	915300		0.225	1/6
	100	25			F202 A-25/0.1	2CSF202101R2250	786900		0.225	1/6
			F202 A-40/0.1	2CSF202101R2400	787006		0.225	1/6		
			F202 A-63/0.1	2CSF202101R2630	787105		0.225	1/6		
			F202 A-80/0.1	2CSF202101R2800	915409		0.225	1/6		
			F202 A-100/0.1	2CSF202101R2900	915508		0.225	1/6		
			300	25	F202 A-25/0.3	2CSF202101R3250	782803		0.225	1/6
F202 A-40/0.3	2CSF202101R3400	782902				0.225	1/6			
F202 A-63/0.3	2CSF202101R3630	783008				0.225	1/6			
F202 A-80/0.3	2CSF202101R3800	915607				0.225	1/6			
F202 A-100/0.3	2CSF202101R3900	915706				0.225	1/6			
500	25	F202 A-25/0.5			2CSF202101R4250	783107		0.225	1/6	
		F202 A-40/0.5	2CSF202101R4400	783206		0.225	1/6			
		F202 A-63/0.5	2CSF202101R4630	783305		0.225	1/6			
		F202 A-80/0.5	2CSF202101R4800	915805		0.225	1/6			
		F202 A-100/0.5	2CSF202101R4900	915904		0.225	1/6			
		4	30	25	F204 A-25/0.03	2CSF204101R1250	783404		0.375	1/3
F204 A-40/0.03	2CSF204101R1400				783503		0.375	1/3		
F204 A-63/0.03	2CSF204101R1630				783602		0.375	1/3		
F204 A-80/0.03	2CSF204101R1800				917809		0.405	1/3		
F204 A-100/0.03	2CSF204101R1900				917908		0.405	1/3		
F204 A-125/0.03	2CSF204101R1950				941903		0.500	1		
100	25		F204 A-25/0.1	2CSF204101R2250	787204		0.375	1/3		
			F204 A-40/0.1	2CSF204101R2400	787303		0.375	1/3		
			F204 A-63/0.1	2CSF204101R2630	787402		0.375	1/3		
			F204 A-80/0.1	2CSF204101R2800	918004		0.405	1/3		
			F204 A-100/0.1	2CSF204101R2900	918103		0.405	1/3		
			F204 A-125/0.1	2CSF204101R2950	942009		0.500	1		
300	25		F204 A-25/0.3	2CSF204101R3250	783701		0.375	1/3		
			F204 A-40/0.3	2CSF204101R3400	783800		0.375	1/3		
			F204 A-63/0.3	2CSF204101R3630	783909		0.375	1/3		
			F204 A-80/0.3	2CSF204101R3800	918202		0.405	1/3		
			F204 A-100/0.3	2CSF204101R3900	918301		0.405	1/3		
			F204 A-125/0.3	2CSF204101R3950	942108		0.500	1		
500	25		F204 A-25/0.5	2CSF204101R4250	784005		0.375	1/3		
			F204 A-40/0.5	2CSF204101R4400	784104		0.375	1/3		
			F204 A-63/0.5	2CSF204101R4630	784203		0.375	1/3		
			F204 A-80/0.5	2CSF204101R4800	918400		0.405	1/3		
			F204 A-100/0.5	2CSF204101R4900	918509		0.405	1/3		
			F204 A-125/0.5	2CSF204101R4950	942207		0.500	1		

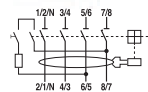
AC



2CSC400571F0201



2CSC400197F0201



F 200 AC type with neutral pole on the left

Function: protection against the effects of sinusoidal alternating earth fault currents; protection against indirect contacts and additional protection against direct (with $\Delta n=30$ mA) contacts. Product helpful where for installation habits, for wiring with busbars or cables, for special needs neutral on the left is needed.

Application: residential, commercial, industrial.

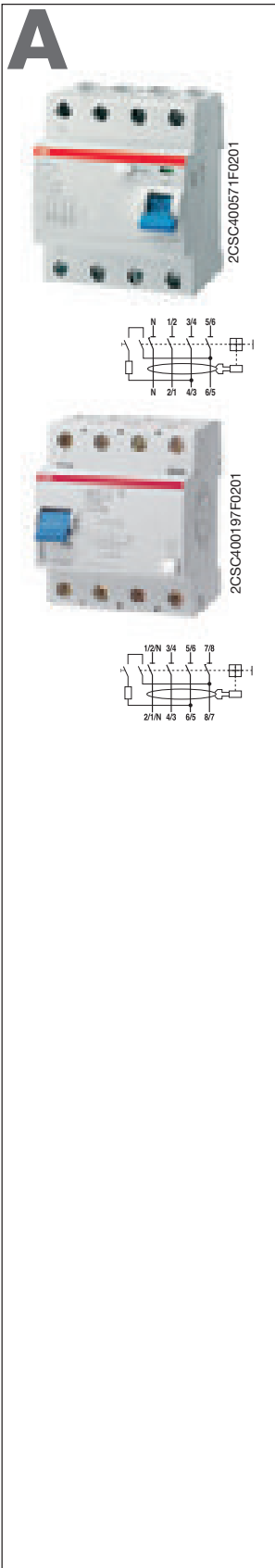
Standard: IEC/EN 61008

Marking: according to EN 61008

Number of poles	Rated residual current $I_{\Delta n}$ mA	Rated current I_n A	Order details Type code	Order code	Bbn 8012542	Price 1 piece	Price group	Weight 1 piece kg	Pack unit pc.	
4	30	25	F204 AC-25/0.03	2CSF204023R1250	815907			0.375	1/3	
		40	F204 AC-40/0.03	2CSF204023R1400	816003			0.375	1/3	
		63	F204 AC-63/0.03	2CSF204023R1630	816102			0.375	1/3	
		80	F204 AC-80/0.03	2CSF204023R1800	917403			0.405	1/3	
		100	F204 AC-100/0.03	2CSF204023R1900	917502			0.405	1/3	
		125	F204 AC-125/0.03	2CSF204023R1950	975106			0.500	1	
	100	25	25	F204 AC-25/0.1	2CSF204023R2250	816201			0.375	1/3
			40	F204 AC-40/0.1	2CSF204023R2400	816300			0.375	1/3
			63	F204 AC-63/0.1	2CSF204023R2630	816409			0.375	1/3
	300	25	25	F204 AC-25/0.3	2CSF204023R3250	816508			0.375	1/3
			40	F204 AC-40/0.3	2CSF204023R3400	816607			0.375	1/3
			63	F204 AC-63/0.3	2CSF204023R3630	816706			0.375	1/3
80			F204 AC-80/0.3	2CSF204023R3800	917601			0.405	1/3	
100			F204 AC-100/0.3	2CSF204023R3900	917700			0.405	1/3	
125			F204 AC-125/0.3	2CSF204023R3950	975304			0.500	1	
500	25	25	F204 AC-25/0.5	2CSF204023R4250	816805			0.375	1/3	
		40	F204 AC-40/0.5	2CSF204023R4400	816904			0.375	1/3	
		63	F204 AC-63/0.5	2CSF204023R4630	817000			0.375	1/3	

3

3



F 200 A type with neutral pole on the left

Function: protection against the effects of sinusoidal alternating and direct pulsating earth fault currents; protection against indirect contacts and additional protection against direct (with $I\Delta n=30$ mA) contacts. Product helpful where for installation habits, for wiring with busbars or cables, for special needs neutral on the left is needed.

Application: residential, commercial, industrial.

Standard: IEC/EN 61008

Marking: according to EN 61008

Number of poles	Rated residual current	Rated current	Order details	Bbn 8012542	Price 1 piece	Price group	Weight 1 piece	Pack unit	
	$I\Delta n$ mA	In A	Type code	Order code	EAN		kg	pc.	
4	30	25	F204 A-25/0.03	2CSF204123R1250	820109		0.375	1/3	
		40	F204 A-40/0.03	2CSF204123R1400	820208		0.375	1/3	
		63	F204 A-63/0.03	2CSF204123R1630	820307		0.375	1/3	
		80	F204 A-80/0.03	2CSF204123R1800	918608		0.405	1/3	
		100	F204 A-100/0.03	2CSF204123R1900	918707		0.405	1/3	
	100	30	125	F204 A-125/0.03	2CSF204123R1950	967705		0.500	1
			25	F204 A-25/0.1	2CSF204123R2250	820406		0.375	1/3
			40	F204 A-40/0.1	2CSF204123R2400	820505		0.375	1/3
			63	F204 A-63/0.1	2CSF204123R2630	820604		0.375	1/3
			25	F204 A-25/0.3	2CSF204123R3250	820703		0.375	1/3
300	40	40	F204 A-40/0.3	2CSF204123R3400	820802		0.375	1/3	
		63	F204 A-63/0.3	2CSF204123R3630	820901		0.375	1/3	
		80	F204 A-80/0.3	2CSF204123R3800	918806		0.405	1/3	
		100	F204 A-100/0.3	2CSF204123R3900	918905		0.405	1/3	
		125	F204 A-125/0.3	2CSF204123R3950	967804		0.500	1	
500	25	25	F204 A-25/0.5	2CSF204123R4250	821007		0.375	1/3	
		40	F204 A-40/0.5	2CSF204123R4400	821106		0.375	1/3	
		63	F204 A-63/0.5	2CSF204123R4630	821205		0.375	1/3	