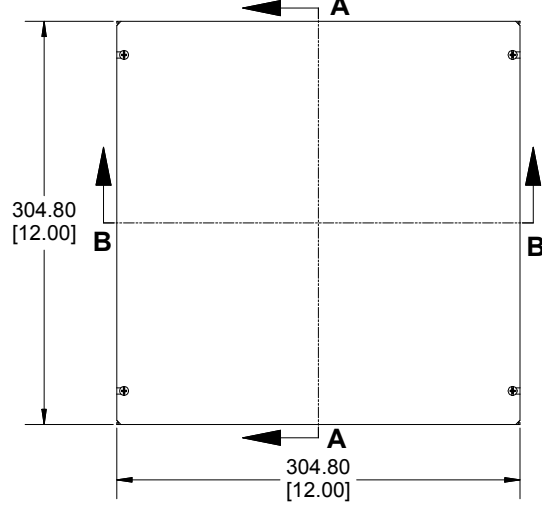
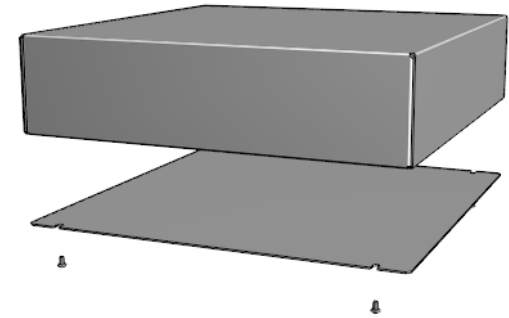
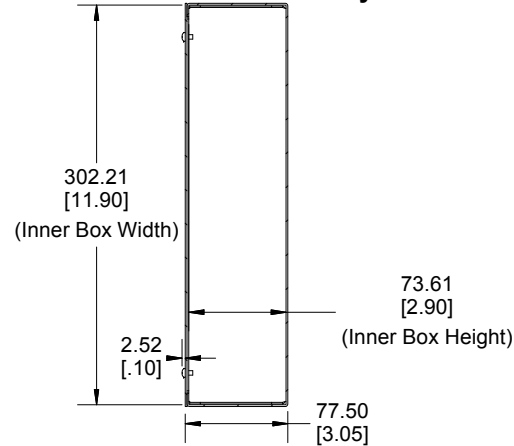


Bottom View of Assembly

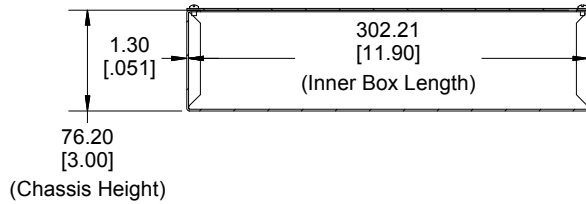


SECTION A-A

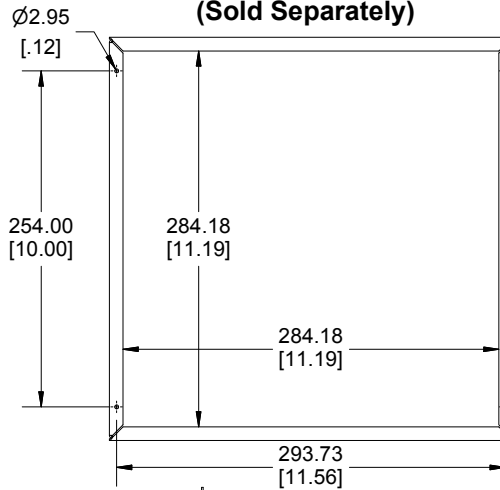
End View of Assembly



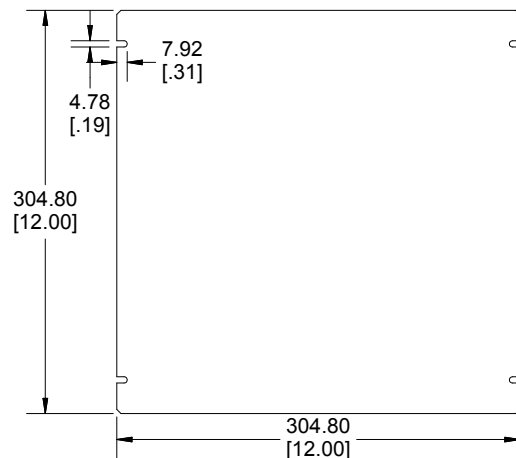
SECTION B-B
Side View of Assembly



Bottom View of Chassis
(Sold Separately)



Bottom Plate
(Sold Separately)



Enclosures can be Factory Modified (Milling, Drilling, Printing etc.)
Contact Factory mjm@hammondmfg.com for quotes
Solid models of this enclosure available in STEP or IGES.

NOTE

All Components Sold Separately
Chassis is Made of 0.051" Aluminum.
Bottom Plate is Made of 0.051" Aluminum.

PART NUMBERS

| | |
|--|------------|
| 1444-12123 Enclosure | |
| Natural Finish Chassis | 1444-12123 |
| ACCESSORIES | |
| Natural Finish Bottom Plate | 1434-1212 |
| Plated Cover Screws (Pkg 6) [6-32 x 1/4" Self-Tapping Screws] | 1421J6 |

**HAMMOND
MANUFACTURING™**

1444-12123

www.hammondmfg.com

Dimensions:
mm
[inches]

1.30
[.051]