

<b>Order code</b>	<b>Manufacturer code</b>	<b>Description</b>
38-1020	n/a	n/a
38-1022	n/a	n/a
38-1018	n/a	n/a


	Page 1 of 2
The enclosed information is believed to be correct, Information may change without notice due to product improvement. Users should ensure that the product is suitable for their use. E. & O. E.	Revision A 20/02/2007

# Gap Pad® 2000S40

Highly Conformable, Thermally Conductive, Reinforced "S-Class" Gap Filling Material

## Features and Benefits

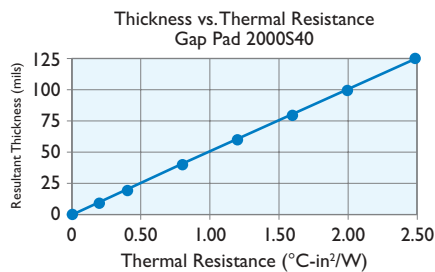
- Thermal conductivity: 2.0 W/m-K
- Low "S-Class" thermal resistance at very low pressures
- Highly conformable, low hardness
- Designed for low-stress applications
- Fiberglass reinforced for puncture, shear and tear resistance



Gap Pad 2000S40 is recommended for low-stress applications that require a mid- to high-thermally conductive interface material. The highly conformable nature of the material allows the pad to fill in air voids and air gaps between PC boards and heat sinks or metal chassis with stepped topography, rough surfaces, and high stack-up tolerances.

Gap Pad 2000S40 is electrically isolating, thus well suited for applications requiring electrical isolation between heat sinks and high-voltage, bare-leaded devices. Gap Pad 2000S40 is a filled, thermally conductive polymer reinforced with a fiberglass carrier on one side, allowing for easy material handling and enhanced puncture, shear and tear resistance.

*Note: Resultant thickness is defined as the final gap thickness of the application.*



TYPICAL PROPERTIES OF GAP PAD 2000S40			
PROPERTY	IMPERIAL VALUE	METRIC VALUE	TEST METHOD
Color	Gray	Gray	Visual
Reinforcement Carrier	Fiberglass	Fiberglass	—
Thickness (inch) / (mm)	0.020 to 0.125	0.508 to 3.175	ASTM D374
Inherent Surface Tack (1- or 2-sided)	2	2	—
Density (g/cc)	2.9	2.9	ASTM D792
Heat Capacity (J/g-K)	0.6	0.6	ASTM E1269
Hardness, Bulk Rubber (Shore 00) (1)	25	25	ASTM D2240
Young's Modulus (psi) / (kPa) (2)	45	310	ASTM D575
Continuous Use Temp (°F) / (°C)	-76 to 392	-60 to 200	—
<b>ELECTRICAL</b>			
Dielectric Breakdown Voltage (Vac)	>5000	>5000	ASTM D149
Dielectric Constant (1000 Hz)	6.0	6.0	ASTM D150
Volume Resistivity (Ohm-meter)	10 <sup>11</sup>	10 <sup>11</sup>	ASTM D257
Flame Rating	V-O	V-O	U.L. 94
<b>THERMAL</b>			
Thermal Conductivity (W/m-K)	2.0	2.0	ASTM D5470

1) Thirty second delay value Shore 00 hardness scale.  
2) Young's Modulus, calculated using 0.01 in/min. step rate of strain with a sample size of 0.79 inch<sup>2</sup>. For more information on Gap Pad modulus, refer to Bergquist Application Note #116.

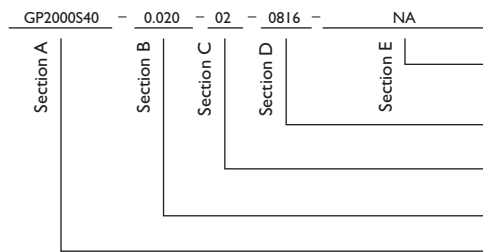
## Typical Applications Include:

- Power electronics DC/DC, 1/4, 1/2, full bricks, etc.
- Mass storage devices
- Graphics card/processor
- Wireline/wireless communications hardware
- Automotive engine/transmission controls

## Configurations Available:

- Sheet form and die-cut parts

## Building a Part Number



## Standard Options

◀ example

NA = Selected standard option. If not selecting a standard option, insert company name, drawing number, and revision level.

0816 = Standard sheet size 8" x 16", or 00 = custom configuration

02 = Natural tack, both sides

Standard thicknesses available: 0.020", 0.040", 0.060", 0.080", 0.100", 0.125"

GP2000S40 = Gap Pad 2000S40 Material

Note: To build a part number, visit our website at [www.bergquistcompany.com](http://www.bergquistcompany.com).

Gap Pad®: U.S. Patent 5,679,457 and others.



[www.bergquistcompany.com](http://www.bergquistcompany.com)

The Bergquist Company - North American Headquarters  
18930 West 78th Street  
Chanhassen, MN 55317  
Phone: 800-347-4572  
Fax: 952-835-0430

The Bergquist Company - Europe  
Bramenber 9a, 3755 BT Eemnes  
Netherlands  
Phone: 31-35-5380684  
Fax: 31-35-5380295

The Bergquist Company - China  
Rm. 7C, Aih Mansion  
No. 629 Ling Ling Road  
Shanghai, China 200030  
Ph: 86-21-6464-2206  
Fax: 86-21-6464-2209

All statements, technical information and recommendations herein are based on tests we believe to be reliable, and THE FOLLOWING IS MADE IN LIEU OF ALL WARRANTIES, EXPRESSED OR IMPLIED, INCLUDING THE IMPLIED WARRANTIES OF MARKETABILITY AND FITNESS FOR PURPOSE. Sellers' and manufacturers' only obligation shall be to replace such quantity of the product proved to be defective. Before using, user shall determine the suitability of the product for its intended use, and the user assumes all risks and liability whatsoever in connection therewith. NEITHER SELLER NOR MANUFACTURER SHALL BE LIABLE EITHER IN TORT OR IN CONTRACT FOR ANY LOSS OR DAMAGE, DIRECT, INCIDENTAL OR CONSEQUENTIAL, INCLUDING LOSS OF PROFITS OR REVENUE ARISING OUT OF THE USE OR THE INABILITY TO USE A PRODUCT. No statement, purchase order or recommendations by seller or purchaser not contained herein shall have any force or effect unless in an agreement signed by the officers of the seller and manufacturer.  
PDS\_10036\_GP\_2000S40\_0305