

VISTA TOUCH PROCESS METER

Touch Screen Process Controller and Indicator

For use with standard 4-20mA and 0-10V sensors



MULTIPLE CONFIGURABLE DISPLAY OPTIONS



trumetercloud



Math Functions
+, -, x, ÷, x²



Eight Sensor Inputs
4 x 4-20mA and 4x 0-10V



Built-in Gauges
For different requirements



Modbus®
RTU over RS485 and TCP over Ethernet



Graphic Display



Touchscreen programmable



Built-in remote monitoring



Data logging and load/save via USB



2 Relay Outputs
1 Analog Output
2 Digital Inputs

0.1%

Accuracy

- Supports up to 8 sensors (4x 4-20mA and 4x 0-10V)
- 4x Programmable math functions
- Advanced non-linear scaling
- 0.1% accuracy across the input range
- Local data logging through USB
- 65K full color 70mm x 70mm [2.76" x 2.76"] graphics display
- Simple and intuitive touchscreen
- Fully configurable from the front panel

- Load and save configuration data to a USB flash drive
- Free access to the IoT Trumeter Cloud remote monitoring texts and emails alarm notifications
- Modbus® RTU and TCP
- Industry standard ¼ DIN mounting
- Ethernet and RS485 as standard
- Modular pluggable quick connect/disconnect connectors

Measurement Input

Input	Operating Range	Accuracy	Resolution	Frequency
Voltage [1, 2, 3, 4]	0V to +10V DC	0.1% of full scale	<400uV	DC
Current [1, 2, 3, 4]	0-20mA	0.1% of full scale	<2uA	DC

Power Supply

Mains Version	100-277VAC 50/60Hz 10W
Low Voltage Version	12-24VAC/DC and 50/60Hz 10W

Memory

2MB of internal non-volatile memory to store all settings
Supports USB flash drive (FAT16/FAT32 format up to 32GB)

Communications Networking and IoT

RS485	Modbus RTU
Ethernet	Modbus TCP
Platform	Trumeter IoT Cloud
USB	Mass storage (USB flash drive)

Outputs

Relay	2 x Form C relay (277V AC / 5A Max 30V DC / 5A Max)
Analog	4-20mA Analog Output
24VDC	Excitation voltage output (50mA Max)

Control Inputs

Opto Isolated	2 x control input (12V to 277V AC/DC)
---------------	---------------------------------------

Certifications

CE, UL and cUL, EN61010-1

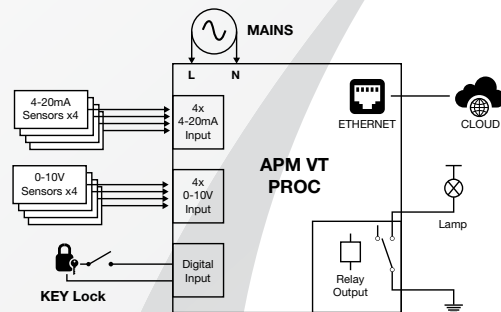
Environmental

Storage Temperature	-20°C to +70°C (-4°F to +158°F)
Operating Temperature	-20°C to +60°C (-4°F to +140°F)
Optimal Temperature	-20°C to +45°C (-4°F to +113°F)
<i>Continuous operation above +45°C (+113°F) is not recommended</i>	
Humidity	0% to 85% max non-condensing
IP rating (from the front)	IP65, NEMA250 & UL50E Type 12 and Type 4
Shock	20g to IEC68-2-27
Vibration	5-500Hz, 2g
Altitude	Up to 2000 meters
Installation Category	II
Pollution Degree	2

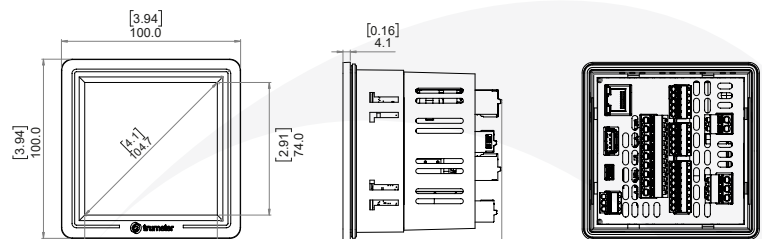
Display

Visible screen area	70mm x 70mm [2.76" x 2.76"]
Resolution	480 x 480 pixels
Brightness	450cd/m ²
Contrast ratio	800:1
Colors	65,536
Impact Resistance	IK03 Toughened glass to EN62262
Viewing angle	160° horizontally; 160° vertically
Touch	Multi zone touch capacitive
Scratch Resistance	6H to ASTM D4587

Typical Application



Mechanical



Cut Out: 92mm x 92mm (3.62" x 3.62") as per DIN IEC 61554

Part Numbers

VT-PROC-LV
VT-PROC-HV
VT-PROC-XXX

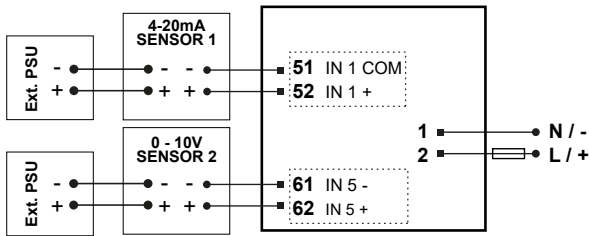
Vista Touch Process Meter 12-24VAC/DC
Vista Touch Process Meter 100-277VAC
Vista Touch Process Meter Custom



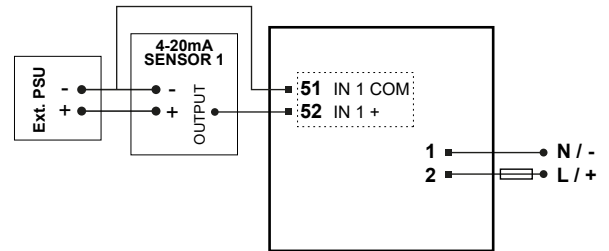
VISTA TOUCH PROCESS METER

WIRING DIAGRAMS

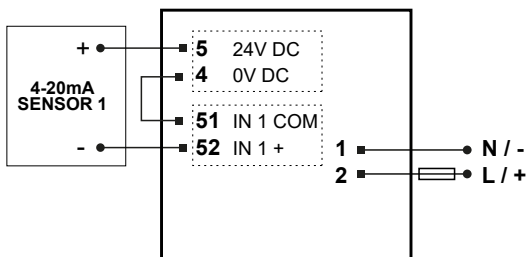
4-WIRE SENSORS



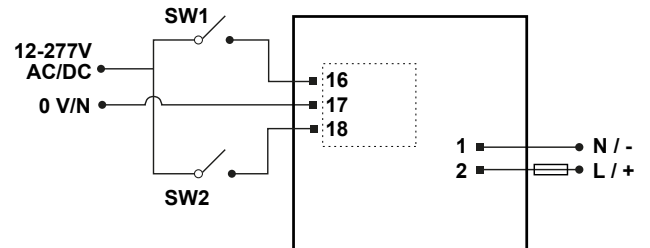
3-WIRE 4-20mA SENSOR (Ext. PSU)



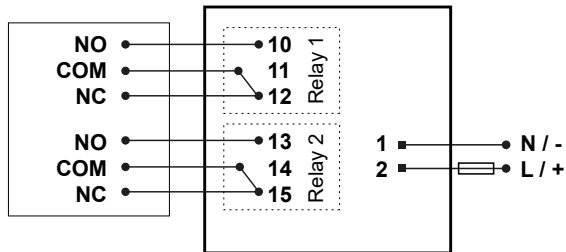
2-WIRE 4-20mA SENSOR - Int. PSU



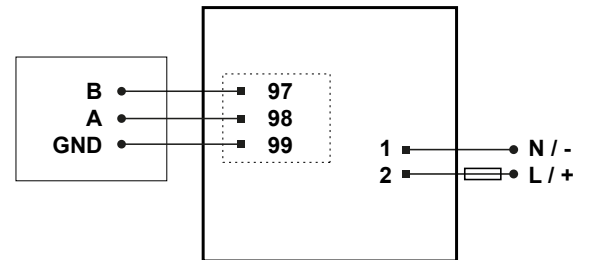
DIGITAL INPUTS



RELAY OUTPUTS



MODBUS



EXTERNAL SIGNAL ISOLATOR

