

Emergency stop switch

84-5220.0040



<https://www.eao.com/component/84-5220.0040/en...>

Your product:



84-5220.0040 Emergency stop switch

FRONT

Front dimension: Ø 32 mm

Front form: Round

MOUNTING

Mounting cut-out: Ø 22.3 mm

Mounting type: Panel mounting

OPERATING-/INDICATION PART

Lens colour: Red-white

Lens material: Plastic, according to UL 94 V0

Lens illumination: Non illuminated

Lens shape: Mushroom-head

Lens optics: opaque

Lens: round

Switching position ring: Black

ELECTRICAL CHARACTERISTICS

Switching voltage and switching current:

Switch rating AC with silver contact (gold plated)		
Service category AC-15 as per EN IEC 60947-5-1		
Voltage	120 VAC	240 VAC
Current	3 A	1,5 A
Switch rating AC with silver contact (gold plated)		
Service category DC-13 as per EN IEC 60947-5-1		
NO contacts	NC contacts	NO/NC contacts
(48 VA)	(60 VA)	
12 VDC/2.0 A	12 VDC/2.5 A	125 VDC/0.22 A
24 VDC/2.0 A	24 VDC/2.5 A	250 VDC/0.11 A
48 VDC/1.0 A	48 VDC/1.25 A	
60 VDC/0.8 A	60 VDC/1.0 A	

Contacts:	1 NC						
Rated Operational Voltage Ue:	250 VAC/DC according to EN IEC 60947-1						
Rated impulse withstand voltage Uimp:	4 kV, according to EN IEC 60947-1						
Rated insulation voltage Ui:	250 V according to EN / IEC 60947-1						
Rated short-circuit current caused:	1 000 A, type of short-circuit device 6 A gG (EN 60947-5-1)						
Recommended minimum operational data:	<table> <tr> <td>Silver contacts (gold plated)</td> <td></td> </tr> <tr> <td>Voltage</td> <td>1 VAC/DC</td> </tr> <tr> <td>Current</td> <td>1 mA</td> </tr> </table>	Silver contacts (gold plated)		Voltage	1 VAC/DC	Current	1 mA
Silver contacts (gold plated)							
Voltage	1 VAC/DC						
Current	1 mA						
Switching rating:	250 V AC @ 1,5 A						
Electrical lifetime:	50 000 cycles of operation						
Electric strength:	500 VAC, 50 Hz, 1 minute according to DIN IEC 60512-2						
Overvoltage category:	III, according to EN / IEC 61058-1						
Pollution degree:	3, according to EN IEC 60947-1						
Protection class:	II, according to EN / IEC 60947-5						
Standards:	According to EN 60947-5-1, EN 60947-5-5, DIN EN ISO 13850, EN IEC 60204						
Thermal current Ith:	5 A						

MECHANICAL CHARACTERISTICS

Terminal:	Flat ribbon cable 300 mm
Contact material:	Gold
Switching action:	Maintained
Switching system:	Slow-make switching element
Release type:	Twist to unlock
Mechanical lifetime:	250 000 cycles of operation
Operating force:	20 N ±4 N
Operating Travel:	ca. 4 mm

Tightening torque: Fixing nut 0.8 Nm

Weight: 0.036 kg

AMBIENT CONDITION

IP front protection: IP65, IP66, IP67, according to DIN EN 60529

IP Protection: IP20 rear side

IK Protection: IK07 as per IEC 62262

Operating temperature: – 25 °C ... + 70 °C

Storage temperature: – 25 °C ... + 85 °C

Shock resistance: Max. 150 m / s², pulse width 11 ms, 3-axis, (semi-sinusoidal as per EN IEC 60068-2-27)

Vibration resistance: Max. 50 m / s² from 10 Hz ... 500 Hz, 10 cycles, 3-axis (sinusoidal EN IEC 60068-2-6)

Climate resistance:
Damp heat, cyclic: 96 hours, + 25 °C/97 %, + 55 °C/93 % relative humidity, as per EN IEC 60068-2-30
Damp heat, steady: 56 days, + 40 °C/93 % relative humidity, according to EN IEC 60068-2-78
Saline mist: 96 hours, + 35 °C in chemical solution NaCl, as per EN IEC 60068-2-11
Dry heat: 96 hours, + 70 °C, as per EN IEC 60068-2-2
Low temperature: 96 hours, – 40 °C (as per EN IEC 60068-2-1)

CERTIFICATE

Approbations: CB (IEC 60947-5-1, IEC60947-5-5), CCC, EN ISO 13850, UL NISD

Conformities: CE, UKCA, 2006 / 42 / EC (MD), 2011 / 65 / EC (RoHS)

REACH: REACH compliant

RoHS: RoHS compliant

OTHER

Short Description: Emergency stop switch, Ø 22.3 mm, Ø 32 mm, Mushroom-head, Non illuminated, Red-white, Plastic, according to UL 94 V0, opaque, Round, 1 NC, Maintained, Flat ribbon cable 300 mm, IP65, IP66, IP67, according to DIN EN 60529, Twist to unlock

Material: Plastic, according to UL 94 V0

Housing colour: Yellow

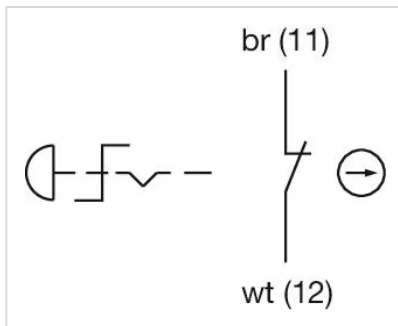
Housing material: Plastic, according to UL 94 V0

Hints: Twist to unlock clockwise
Foolproof according to EN IEC 60947-5-5
Lens colour Red

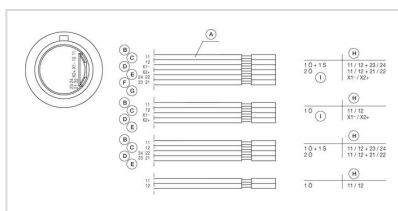
Description component:

The double-break switching system can be supplied for the following switching functions: 1 Normally closed, 2 Normally closed, 1 Normally closed + 1 Normally open. The Normally closed contacts have forced opening according to EN 60947-5-5

Wiring diagrams:

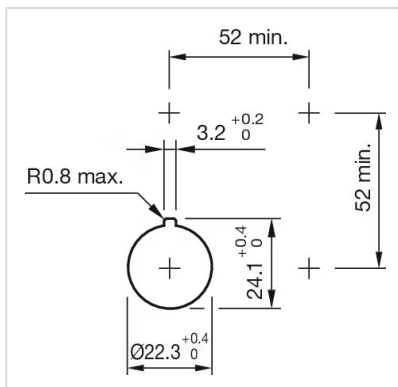


Component layouts:



- A = Cable
- B = white
- C = brown
- D = green
- E = yellow
- F = grey
- G = pink
- H = Terminals
- I = Illumination

Mounting cut-outs:



Dimension drawings:

