



PCB terminal block; Push-button; 0.5 mm²; Pin spacing 2.5 mm; 3-pole; Push-in CAGE CLAMP®

Item No.: 250-403



Marking

RoHS ✓
 Compliant

Business data

Supplier	WAGO
Item no.	250-403
GTIN / EAN	4044918642828
Content	1

Notes

Item description: Compact terminal strips with push-buttons Simple push-in termination for solid conductors Termination/removal of fine-stranded conductors via push-buttons 45° conductor entry angle provides easy, space-saving wiring Custom color combinations Terminal strips also available with spacers upon request

Technical data


Miscellaneous

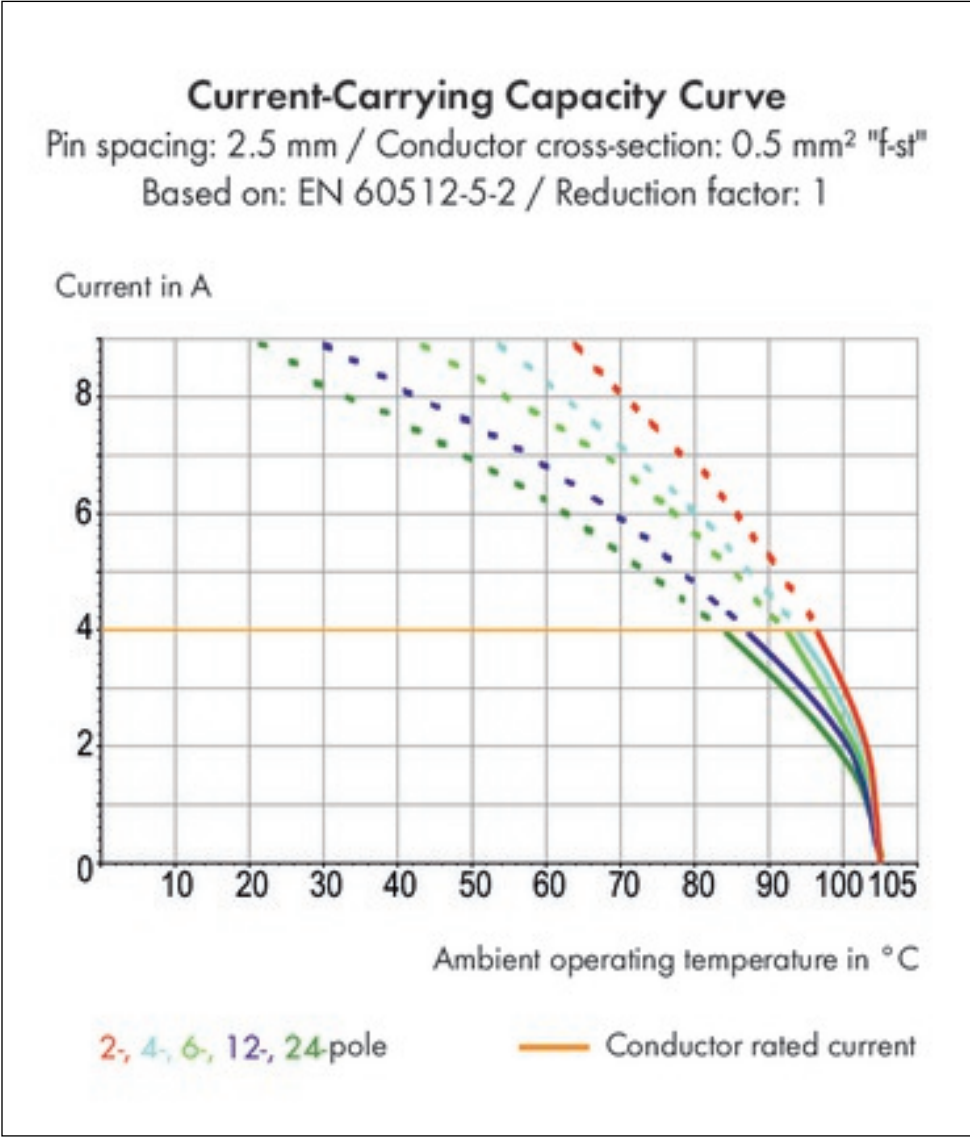
<i>Other versions (or variants) can be requested</i>	<i>Other pole numbers</i>


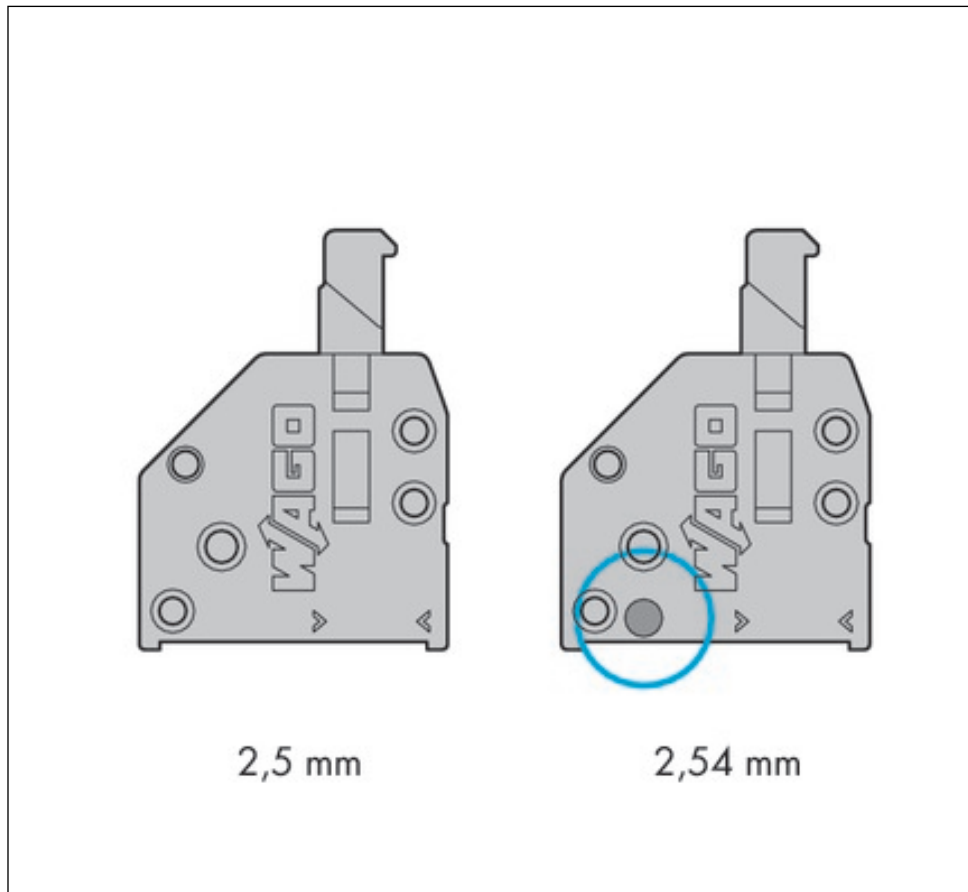
Technical data	
<i>Ratings per</i>	<i>IEC/EN 60664-1</i>
<i>Rated voltage (III / 3) [V]</i>	<i>160 [V]</i>
<i>Rated impulse voltage (III / 3) [kV]</i>	<i>2.5 [kV]</i>
<i>Rated voltage (III/2) [V]</i>	<i>160 [V]</i>
<i>Rated impulse voltage (III / 2) [kV]</i>	<i>2.5 [kV]</i>
<i>Rated voltage (II / 2) [V]</i>	<i>320 [V]</i>
<i>Rated impulse voltage (II / 2) [kV]</i>	<i>2.5 [kV]</i>
<i>Rated current [A]</i>	<i>4 [A]</i>
<i>Legend (ratings)</i>	<i>(III / 2) Overvoltage category III / Pollution degree 2</i>
<i>Approvals per</i>	<i>UL 1059</i>
<i>Rated voltage UL (Use Group B) [V]</i>	<i>300 [V]</i>
<i>Rated current UL (Use Group B) [A]</i>	<i>5 [A]</i>
<i>Rated voltage UL (Use Group D) [V]</i>	<i>300 [V]</i>
<i>Rated current UL (Use Group D) [A]</i>	<i>5 [A]</i>
<i>Rated voltage CSA (Use Group B) [V]</i>	<i>300 [V]</i>
<i>Rated current CSA (Use Group B) [A]</i>	<i>2 [A]</i>
<i>Rated voltage CSA (Use Group D) [V]</i>	<i>300 [V]</i>
<i>Rated current CSA (Use Group D) [A]</i>	<i>2 [A]</i>
<i>No. of poles</i>	<i>3</i>
<i>Total number of connection points</i>	<i>3</i>
<i>Total number of potentials</i>	<i>3</i>
<i>Number of connection types</i>	<i>1</i>
<i>Number of levels</i>	<i>1</i>
<i>Connection technology</i>	<i>Push-in CAGE CLAMP®</i>
<i>Actuation type</i>	<i>Operating lever</i>
<i>Solid conductor</i>	<i>0.14 ... 0.5 mm² / 24 ... 20 AWG</i>
<i>Fine-stranded conductor</i>	<i>0.2 ... 0.5 mm² / 24 ... 20 AWG</i>
<i>Conductor diameter</i>	<i>0.4 - 0.8 mm</i>
<i>Strip length</i>	<i>8.5 ... 9.5 mm / 0.33 ... 0.37 Inch</i>
<i>Conductor entry angle to the PCB [°]</i>	<i>45 [°]</i>
<i>Pin spacing</i>	<i>2.5 mm (0.098 in)</i>
<i>Width</i>	<i>9 mm / 0.354 Inch</i>
<i>Height</i>	<i>16.7 mm / 0.657 Inch</i>
<i>Height from the surface</i>	<i>13.1 mm / 0.516 Inch</i>

Technical data	
<i>Depth</i>	<i>12 mm / 0.472 Inch</i>
<i>Solder pin length [mm]</i>	<i>3.6 [mm]</i>
<i>Solder pin dimensions</i>	<i>0.4 x 0.75 mm</i>
<i>Drilled hole diameter (tolerance) [mm]</i>	<i>1(+ 0.1) [mm]</i>
<i>PCB contact</i>	<i>THT</i>
<i>Solder pin arrangement</i>	<i>over the entire terminal strip, staggered</i>
<i>Number of solder pins per potential</i>	<i>1</i>
<i>Color</i>	<i>gray</i>
<i>Material group</i>	<i>I</i>
<i>Insulating material</i>	<i>Polyamide 66 (PA 66)</i>
<i>Flammability class per UL94</i>	<i>V0</i>
<i>Clamping spring material</i>	<i>Copper alloy</i>
<i>Contact plating</i>	<i>tin-plated</i>
<i>Fire load [MJ]</i>	<i>0.027 [MJ]</i>
<i>Weight [g]</i>	<i>1.224 [g]</i>
<i>Limit temperature range</i>	<i>-60 ... 105 °C</i>
<i>Pin spacing from [in]</i>	<i>0.098 [in]</i>
<i>Pin spacing from [mm]</i>	<i>2.5 [mm]</i>
<i>Main product function</i>	<i>PCB terminal block</i>
<i>Product type</i>	<i>PCB terminal blocks</i>

Images & drawings







Address

WAGO Kontakttechnik GmbH & Co. KG

Hansastr. 27

32423 Minden

Telefon: 0571/887-0

Fax: 0571/887-169

<http://www.wago.com>

© WAGO Kontakttechnik GmbH & Co. KG

Technische Änderungen und Irrtümer vorbehalten.