



**PCB terminal block; Push-button; 1.5 mm<sup>2</sup>; Pin spacing 7.5 mm; 2-pole; Push-in CAGE CLAMP®**

Item No.: 250-602



PCB terminal block; Push-button; 1.5 mm<sup>2</sup>; Pin spacing 7.5 mm; 2-pole; Push-in CAGE CLAMP®

**Marking**

RoHS ✓  
 Compliant

**Business data**

Supplier	WAGO
Item no.	250-602
GTIN / EAN	4044918634731
Content	1

**Notes**

*Item description: Compact terminal strips with push-buttons Simple, push-in terminations of solid and ferruled conductors Termination/removal of fine-stranded conductors via push-buttons 45° conductor entry angle provides easy, space-saving wiring*

**Technical data**

**Miscellaneous**

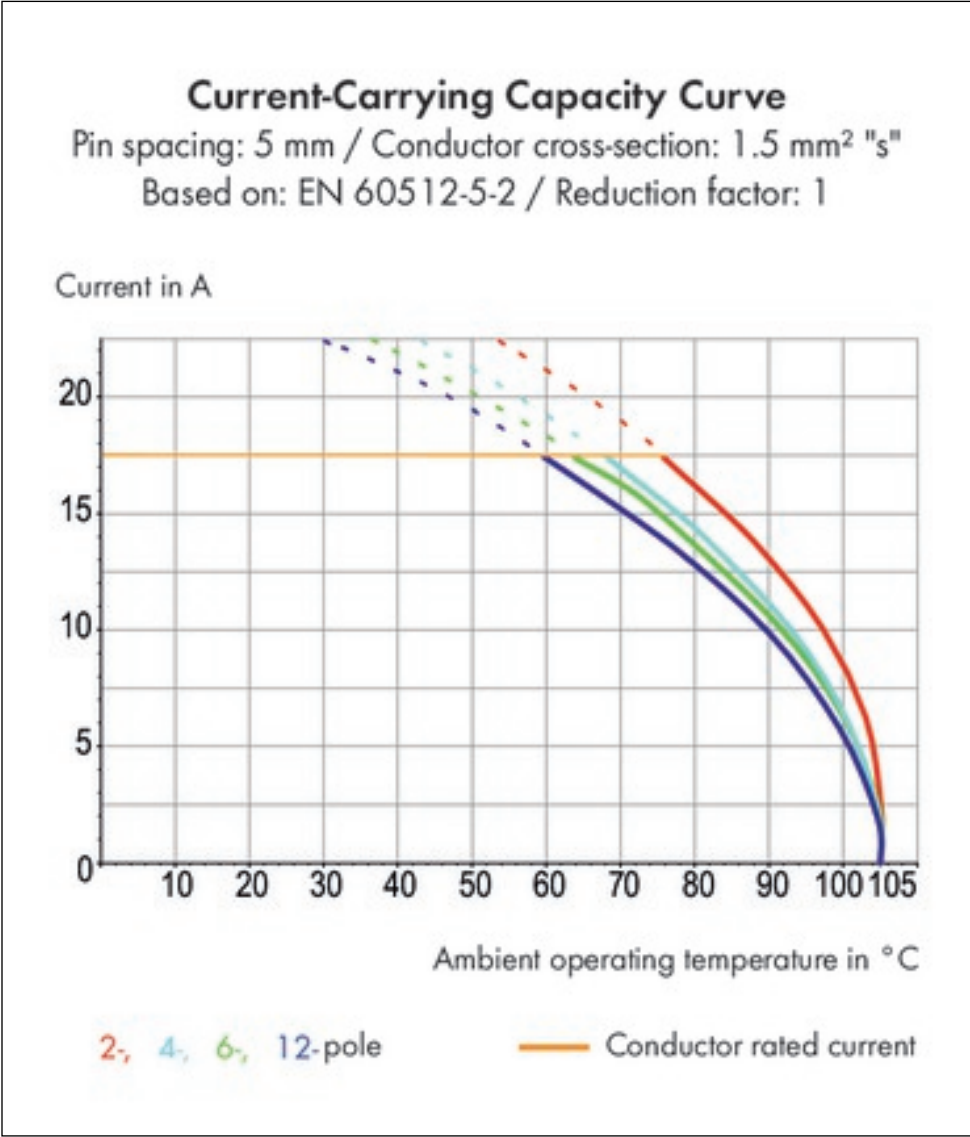
Other versions (or variants) can be requested	Other pole numbers

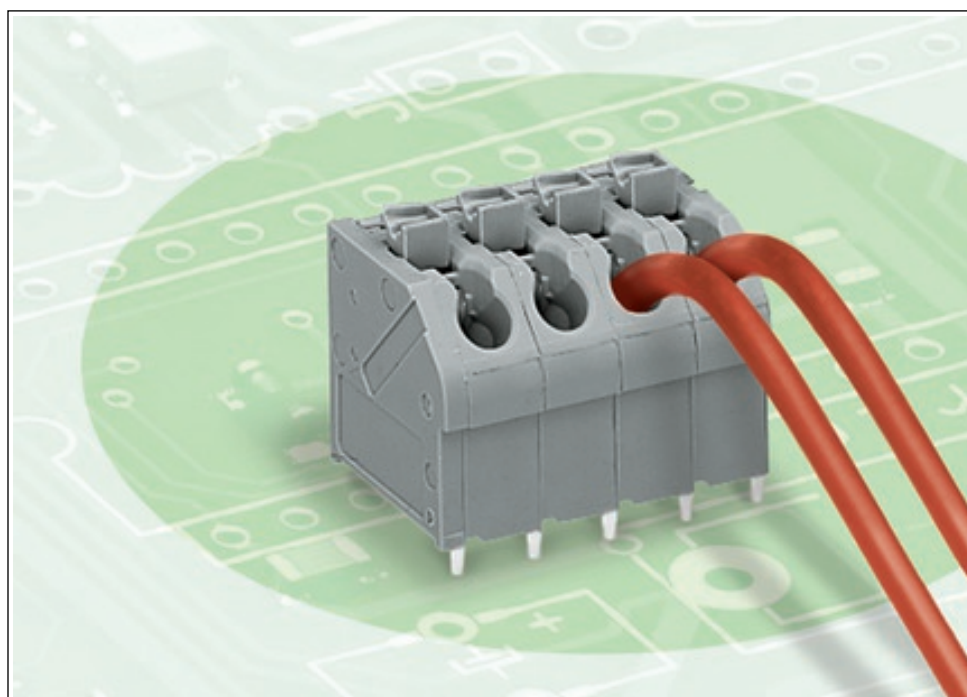
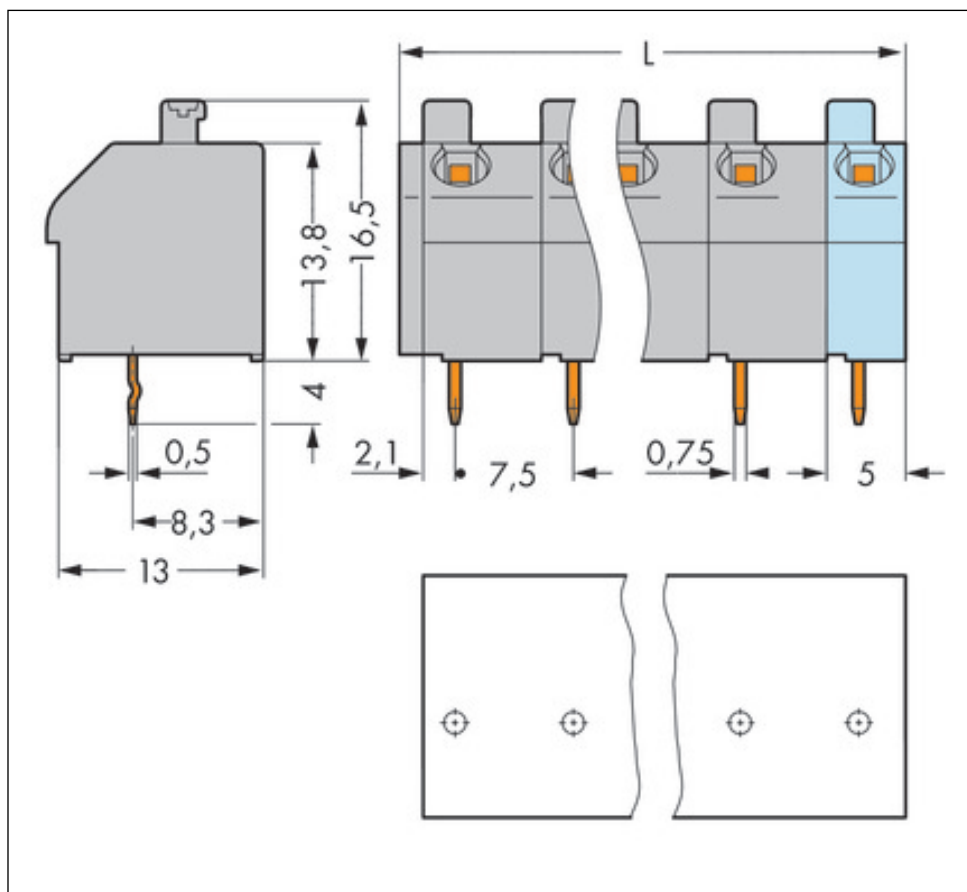
<b>Technical data</b>	
<i>Ratings per</i>	<i>IEC/EN 60664-1</i>
<i>Rated voltage (III / 3) [V]</i>	<i>500 [V]</i>
<i>Rated impulse voltage (III / 3) [kV]</i>	<i>6 [kV]</i>
<i>Rated voltage (III/2) [V]</i>	<i>630 [V]</i>
<i>Rated impulse voltage (III / 2) [kV]</i>	<i>6 [kV]</i>
<i>Rated voltage (II / 2) [V]</i>	<i>1000 [V]</i>
<i>Rated impulse voltage (II / 2) [kV]</i>	<i>6 [kV]</i>
<i>Rated current [A]</i>	<i>17.5 [A]</i>
<i>Legend (ratings)</i>	<i>(III / 2) Overvoltage category III / Pollution degree 2</i>
<i>Approvals per</i>	<i>UL 1059</i>
<i>Rated voltage UL (Use Group B) [V]</i>	<i>300 [V]</i>
<i>Rated current UL (Use Group B) [A]</i>	<i>2 [A]</i>
<i>Rated voltage UL (Use Group D) [V]</i>	<i>300 [V]</i>
<i>Rated current UL (Use Group D) [A]</i>	<i>2 [A]</i>
<i>Rated voltage CSA (Use Group B) [V]</i>	<i>300 [V]</i>
<i>Rated current CSA (Use Group B) [A]</i>	<i>10 [A]</i>
<i>Rated voltage CSA (Use Group D) [V]</i>	<i>300 [V]</i>
<i>Rated current CSA (Use Group D) [A]</i>	<i>10 [A]</i>
<i>No. of poles</i>	<i>2</i>
<i>Total number of connection points</i>	<i>2</i>
<i>Total number of potentials</i>	<i>2</i>
<i>Number of connection types</i>	<i>1</i>
<i>Number of levels</i>	<i>1</i>
<i>Connection technology</i>	<i>Push-in CAGE CLAMP®</i>
<i>Actuation type</i>	<i>Operating lever</i>
<i>Solid conductor</i>	<i>0.5 ... 1.5 mm<sup>2</sup> / 20 ... 14 AWG</i>
<i>Fine-stranded conductor</i>	<i>0.75 ... 1.5 mm<sup>2</sup> / 18 ... 16 AWG</i>
<i>Fine-stranded conductor with ferrule with plastic collar</i>	<i>0.5 ... 1 mm<sup>2</sup></i>
<i>Fine-stranded conductor with ferrule without plastic collar</i>	<i>0.5 ... 1 mm<sup>2</sup></i>
<i>Strip length</i>	<i>9 ... 10 mm / 0.35 ... 0.39 Inch</i>
<i>Conductor entry angle to the PCB [°]</i>	<i>45 [°]</i>
<i>Pin spacing</i>	<i>7.5 mm (0.295 in)</i>
<i>Width</i>	<i>14 mm / 0.551 Inch</i>
<i>Height</i>	<i>20.5 mm / 0.807 Inch</i>

<b>Technical data</b>	
<i>Height from the surface</i>	16.5 mm / 0.65 Inch
<i>Depth</i>	13 mm / 0.512 Inch
<i>Solder pin length [mm]</i>	4 [mm]
<i>Solder pin dimensions</i>	0.5 x 0.75 mm
<i>Drilled hole diameter (tolerance) [mm]</i>	1(+ 0.1) [mm]
<i>PCB contact</i>	THT
<i>Solder pin arrangement</i>	over the entire terminal strip, in line
<i>Number of solder pins per potential</i>	1
<i>Color</i>	gray
<i>Material group</i>	I
<i>Insulating material</i>	Polyamide 66 (PA 66)
<i>Flammability class per UL94</i>	V0
<i>Clamping spring material</i>	Chrome nickel spring steel (CrNi)
<i>Contact material</i>	Electrolytic copper (Ecu)
<i>Contact plating</i>	tin-plated
<i>Fire load [MJ]</i>	0.057 [MJ]
<i>Weight [g]</i>	2.417 [g]
<i>Limit temperature range</i>	-60 ... 105 °C
<i>Pin spacing from [in]</i>	0.295 [in]
<i>Pin spacing from [mm]</i>	7.5 [mm]
<i>Main product function</i>	PCB terminal block
<i>Product type</i>	PCB terminal blocks

Images & drawings







**Address**

WAGO Kontakttechnik GmbH & Co. KG

Hansastr. 27

32423 Minden

Telefon: 0571/887-0

Fax: 0571/887-169

<http://www.wago.com>

© WAGO Kontakttechnik GmbH & Co. KG

Technische Änderungen und Irrtümer vorbehalten.