



PCB terminal block; Locking slides; 0.5 mm²; Pin spacing 2.54 mm; 4-pole; CAGE CLAMP®

Item No.: 218-504



Marking

RoHS ✓
 Compliant

Business data

Supplier	WAGO
Item no.	218-504
GTIN / EAN	4044918878289
Content	1

Notes

Item description: Terminal strips are just 8.1mm high and feature an innovative, locking slide-actuated CAGE CLAMP®. Several clamping units can be held open simultaneously. Easy termination of stranded conductors in tight spaces (e.g., bus connectors)

Technical data

Miscellaneous

Other versions (or variants) can be requested from WAGO Sale	Other pole numbers

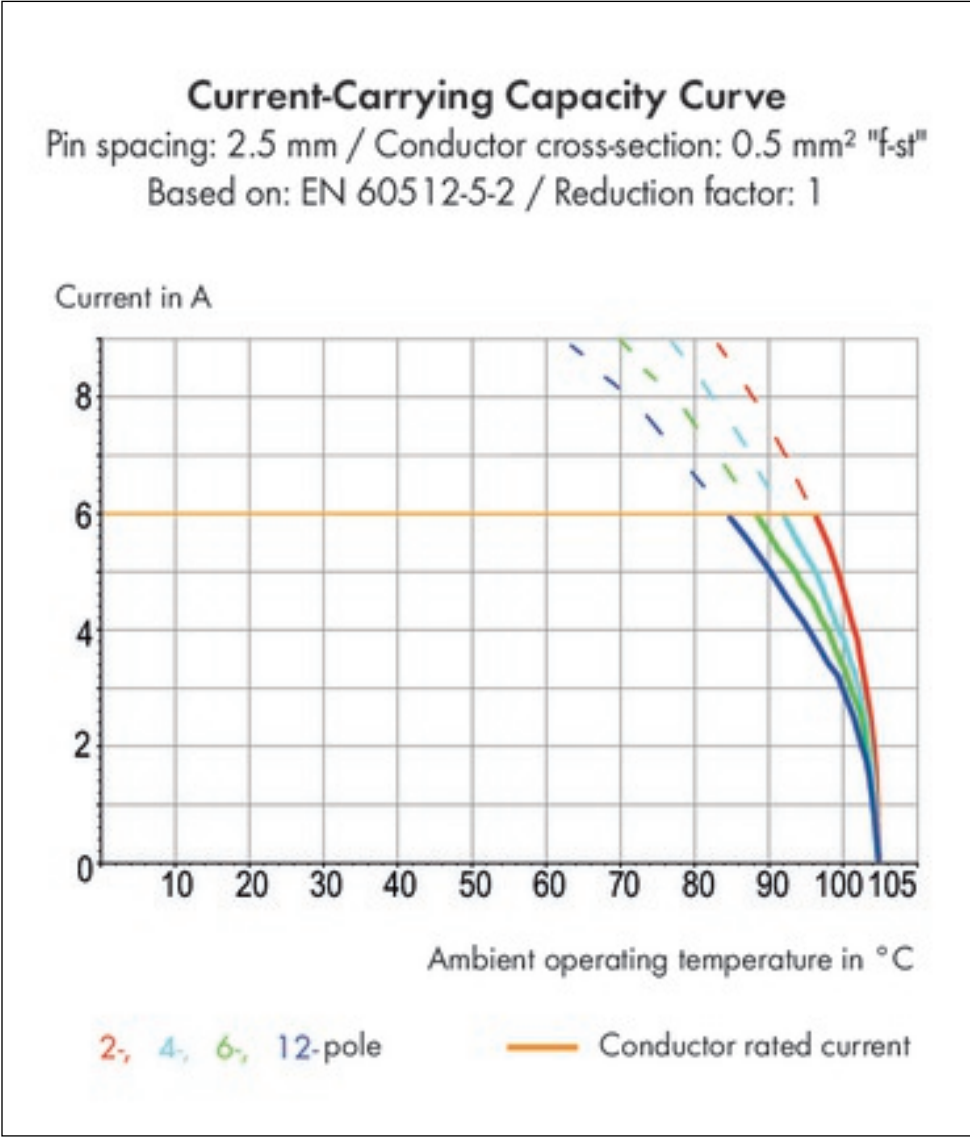
Technical data	
<i>Ratings per</i>	<i>IEC/EN 60664-1</i>
<i>Rated voltage (III / 3) [V]</i>	<i>80 [V]</i>
<i>Rated impulse voltage (III / 3) [kV]</i>	<i>2.5 [kV]</i>
<i>Rated voltage (III/2) [V]</i>	<i>160 [V]</i>
<i>Rated impulse voltage (III / 2) [kV]</i>	<i>2.5 [kV]</i>
<i>Rated voltage (II / 2) [V]</i>	<i>320 [V]</i>
<i>Rated impulse voltage (II / 2) [kV]</i>	<i>2.5 [kV]</i>
<i>Rated current [A]</i>	<i>6 [A]</i>
<i>Legend (ratings)</i>	<i>(III / 2) Overvoltage category III / Pollution degree 2</i>
<i>Approvals per</i>	<i>UL 1059</i>
<i>Rated voltage UL (Use Group B) [V]</i>	<i>150 [V]</i>
<i>Rated current UL (Use Group B) [A]</i>	<i>4 [A]</i>
<i>Rated voltage CSA (Use Group B) [V]</i>	<i>150 [V]</i>
<i>Rated current CSA (Use Group B) [A]</i>	<i>4 [A]</i>
<i>No. of poles</i>	<i>4</i>
<i>Total number of connection points</i>	<i>4</i>
<i>Total number of potentials</i>	<i>4</i>
<i>Number of connection types</i>	<i>1</i>
<i>Number of levels</i>	<i>1</i>
<i>Connection technology</i>	<i>CAGE CLAMP®</i>
<i>Actuation type</i>	<i>Confirmation slide switch</i>
<i>Solid conductor</i>	<i>0.08 ... 0.5 mm² / 28 ... 20 AWG</i>
<i>Fine-stranded conductor</i>	<i>0.08 ... 0.5 mm² / 28 ... 20 AWG</i>
<i>Fine-stranded conductor with ferrule with plastic collar</i>	<i>0.25 mm²</i>
<i>Fine-stranded conductor with ferrule without plastic collar</i>	<i>0.25 mm²</i>
<i>Strip length</i>	<i>5 ... 6 mm / 0.2 ... 0.24 Inch</i>
<i>Conductor entry angle to the PCB [°]</i>	<i>40 [°]</i>
<i>Pin spacing</i>	<i>2.54 mm (0.1 in)</i>
<i>Width</i>	<i>11.66 mm / 0.459 Inch</i>
<i>Height</i>	<i>10.9 mm / 0.429 Inch</i>
<i>Height from the surface</i>	<i>8.1 mm / 0.319 Inch</i>
<i>Depth</i>	<i>13 mm / 0.512 Inch</i>
<i>Solder pin length [mm]</i>	<i>2.8 [mm]</i>
<i>Solder pin dimensions</i>	<i>0.5 x 0.75 mm</i>


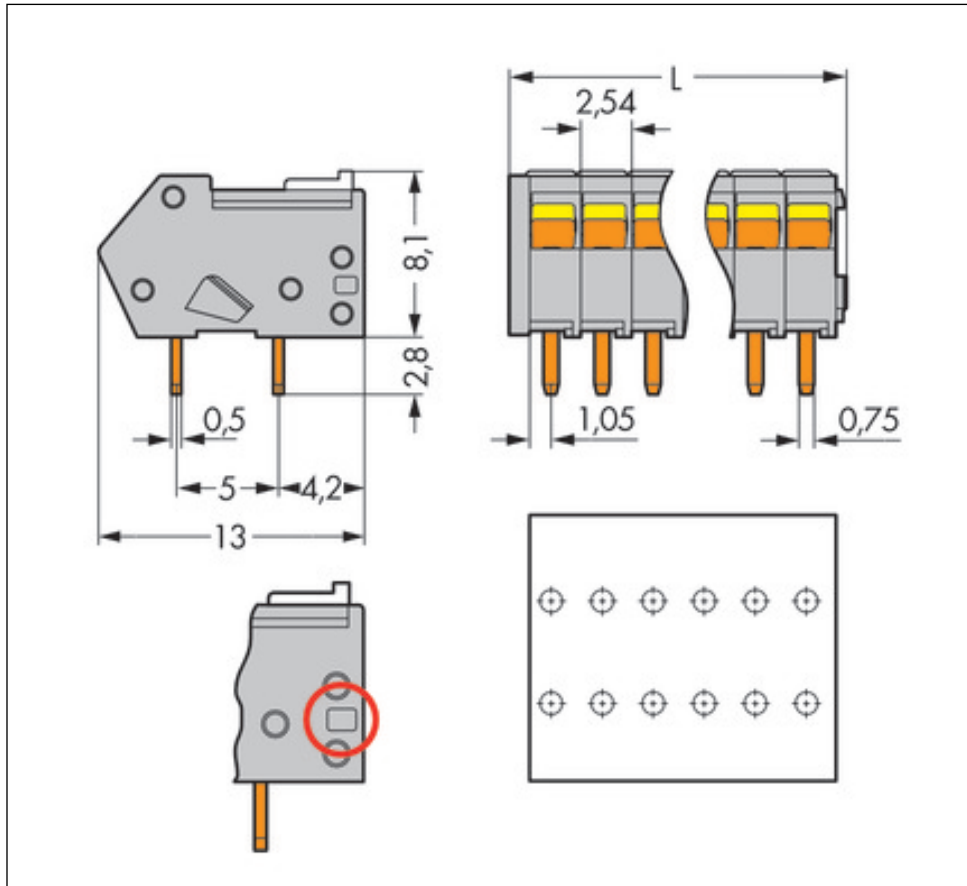
Technical data	
<i>Drilled hole diameter (tolerance) [mm]</i>	<i>1.1(+ 0.1) [mm]</i>
<i>PCB contact</i>	<i>THT</i>
<i>Solder pin arrangement</i>	<i>over the entire terminal strip, in line</i>
<i>Number of solder pins per potential</i>	<i>2</i>
<i>Color</i>	<i>gray</i>
<i>Material group</i>	<i>I</i>
<i>Insulating material</i>	<i>Polyamide 66 (PA 66)</i>
<i>Flammability class per UL94</i>	<i>V0</i>
<i>Clamping spring material</i>	<i>Chrome nickel spring steel (CrNi)</i>
<i>Contact material</i>	<i>Electrolytic copper (Ecu)</i>
<i>Contact plating</i>	<i>tin-plated</i>
<i>Fire load [MJ]</i>	<i>0.019 [MJ]</i>
<i>Weight [g]</i>	<i>1.374 [g]</i>
<i>Limit temperature range</i>	<i>-60 ... 105 °C</i>
<i>Pin spacing from [in]</i>	<i>0.1 [in]</i>
<i>Pin spacing from [mm]</i>	<i>2.54 [mm]</i>
<i>Main product function</i>	<i>PCB terminal block</i>
<i>Product type</i>	<i>PCB terminal blocks</i>

Images & drawings









Address

WAGO Kontakttechnik GmbH & Co. KG

Hansastr. 27

32423 Minden

Telefon: 0571/887-0

Fax: 0571/887-169

<http://www.wago.com>

© WAGO Kontakttechnik GmbH & Co. KG

Technische Änderungen und Irrtümer vorbehalten.