



THT male header; 0.8 x 0.8 mm solder pin; straight; 100% protected against mismatching; Pin spacing 2.5 mm; 5-pole

Item No.: 733-335



THT male header; 0.8 x 0.8 mm solder pin; straight; 100% protected against mismatching; Pin spacing 2.5 mm; 5-pole

Marking

RoHS ✓
Compliant

Business data

Supplier	WAGO
Item no.	733-335
GTIN / EAN	4050821035626
Content	1
	200

Notes

Item description: 100% protected against mismatching; only mating halves with the same pole number can be connected together Coding option available Safety information 1: The MULTI CONNECTION SYSTEM (MCS) is designed without breaking capacity for compliance with DIN EN 61984. When used as intended, MCS Connectors shall not be connected/disconnected when live or under load. The circuit design should ensure header pins, which can be touched, are not live when unmated.

Technical data

Miscellaneous

Other versions (or variants) can be requested	Other pole numbers
---	--------------------

Printview: THT male header; 0.8 x 0.8 mm solder pin; straight; 100% protected against mismatching; Pin spacing 2.5 mm; 5-pole - Item No.: 733-335

Technical data	
<i>Ratings per</i>	<i>IEC/EN 60664-1</i>
<i>Rated voltage (III / 3) [V]</i>	<i>80 [V]</i>
<i>Rated impulse voltage (III / 3) [kV]</i>	<i>2.5 [kV]</i>
<i>Rated voltage (III/2) [V]</i>	<i>160 [V]</i>
<i>Rated impulse voltage (III / 2) [kV]</i>	<i>2.5 [kV]</i>
<i>Rated voltage (II / 2) [V]</i>	<i>320 [V]</i>
<i>Rated impulse voltage (II / 2) [kV]</i>	<i>2.5 [kV]</i>
<i>Rated current [A]</i>	<i>6 [A]</i>
<i>Legend (ratings)</i>	<i>(III / 2) Overvoltage category III / Pollution degree 2</i>
<i>Approvals per</i>	<i>UL 1059</i>
<i>Rated voltage UL (Use Group B) [V]</i>	<i>150 [V]</i>
<i>Rated current UL (Use Group B) [A]</i>	<i>4 [A]</i>
<i>Rated voltage CSA (Use Group B) [V]</i>	<i>150 [V]</i>
<i>Rated current CSA (Use Group B) [A]</i>	<i>4 [A]</i>
<i>No. of poles</i>	<i>5</i>
<i>Number of levels</i>	<i>1</i>
<i>Pin spacing</i>	<i>2.5 mm (0.098 in)</i>
<i>Width</i>	<i>15 mm / 0.591 Inch</i>
<i>Height</i>	<i>13.5 mm / 0.531 Inch</i>
<i>Height from the surface</i>	<i>8.9 mm / 0.35 Inch</i>
<i>Depth</i>	<i>7.8 mm / 0.307 Inch</i>
<i>Solder pin length [mm]</i>	<i>4.6 [mm]</i>
<i>Solder pin dimensions</i>	<i>0.8 x 0.8 mm</i>
<i>Drilled hole diameter (tolerance) [mm]</i>	<i>1.1(+ 0.1) [mm]</i>
<i>Contact type (pluggable connector)</i>	<i>Male connector/plug</i>
<i>Connector connection type</i>	<i>for PCBs</i>
<i>Mismatching protection</i>	<i>ja</i>
<i>Mating direction to the PCB [°]</i>	<i>90 [°]</i>
<i>PCB contact</i>	<i>THT</i>
<i>Solder pin arrangement</i>	<i>over the entire male connector, in line</i>
<i>Number of solder pins per potential</i>	<i>1</i>
<i>Color</i>	<i>light gray</i>
<i>Material group</i>	<i>I</i>
<i>Insulating material</i>	<i>Polyamide 66 (PA 66)</i>

Printview: THT male header; 0.8 x 0.8 mm solder pin; straight; 100% protected against mismatching; Pin spacing 2.5 mm; 5-pole - Item No.: 733-335

Technical data	
<i>Flammability class per UL94</i>	<i>V0</i>
<i>Contact material</i>	<i>Electrolytic copper (Ecu)</i>
<i>Contact plating</i>	<i>tin-plated</i>
<i>Fire load [MJ]</i>	<i>0.013 [MJ]</i>
<i>Weight [g]</i>	<i>0.75 [g]</i>
<i>Limit temperature range</i>	<i>-60 ... 100 °C</i>
<i>Packaging type</i>	<i>BOX</i>
<i>Pin spacing from [in]</i>	<i>0.098 [in]</i>
<i>Pin spacing from [mm]</i>	<i>2.5 [mm]</i>
<i>Contact type</i>	<i>Male connector/plug; for PCBs</i>
<i>Product Family</i>	<i>MCS MICRO</i>
<i>Main product function</i>	<i>Male connector/plug</i>
<i>Product type</i>	<i>Pluggable PCB connectors</i>

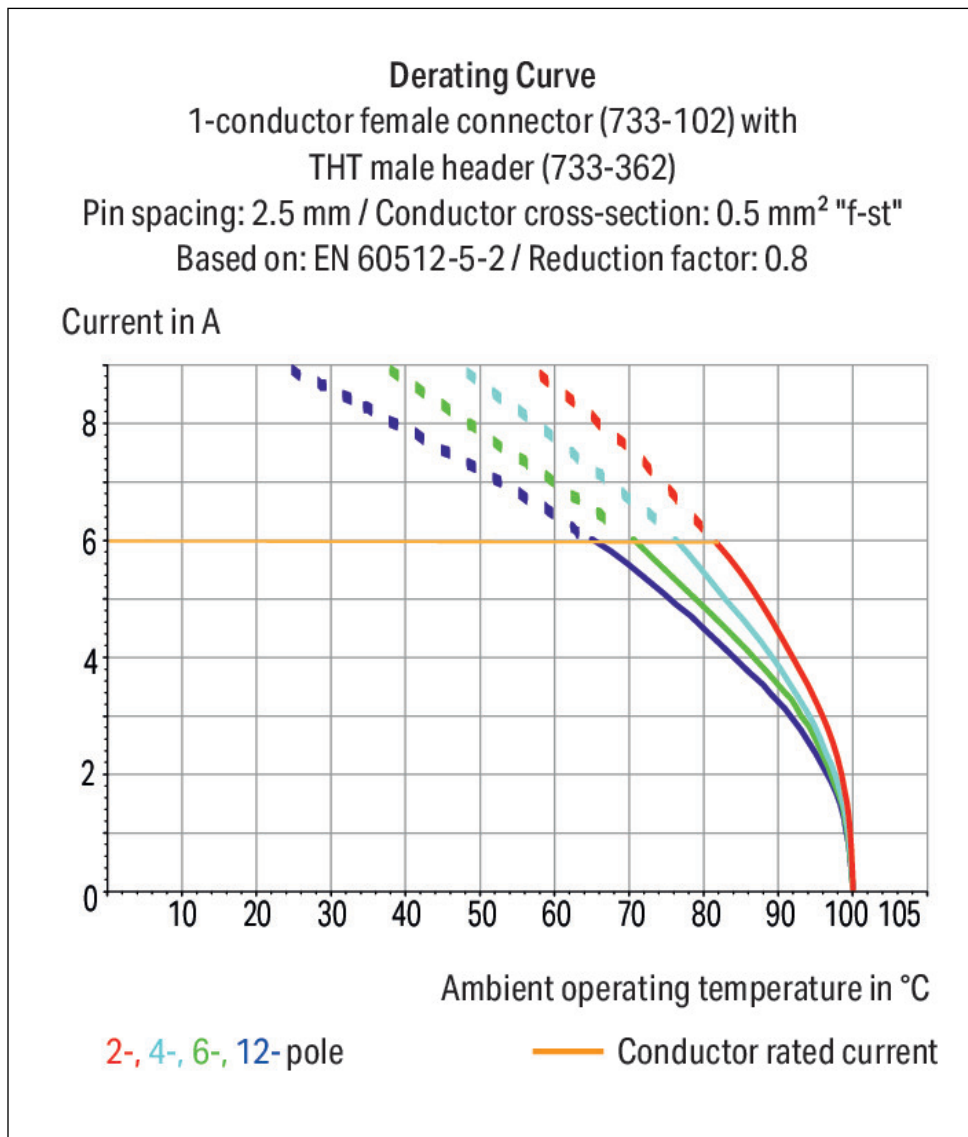
Printview: THT male header; 0.8 x 0.8 mm solder pin; straight; 100% protected against mismatching; Pin spacing 2.5 mm; 5-pole - Item No.: 733-335

Images & drawings


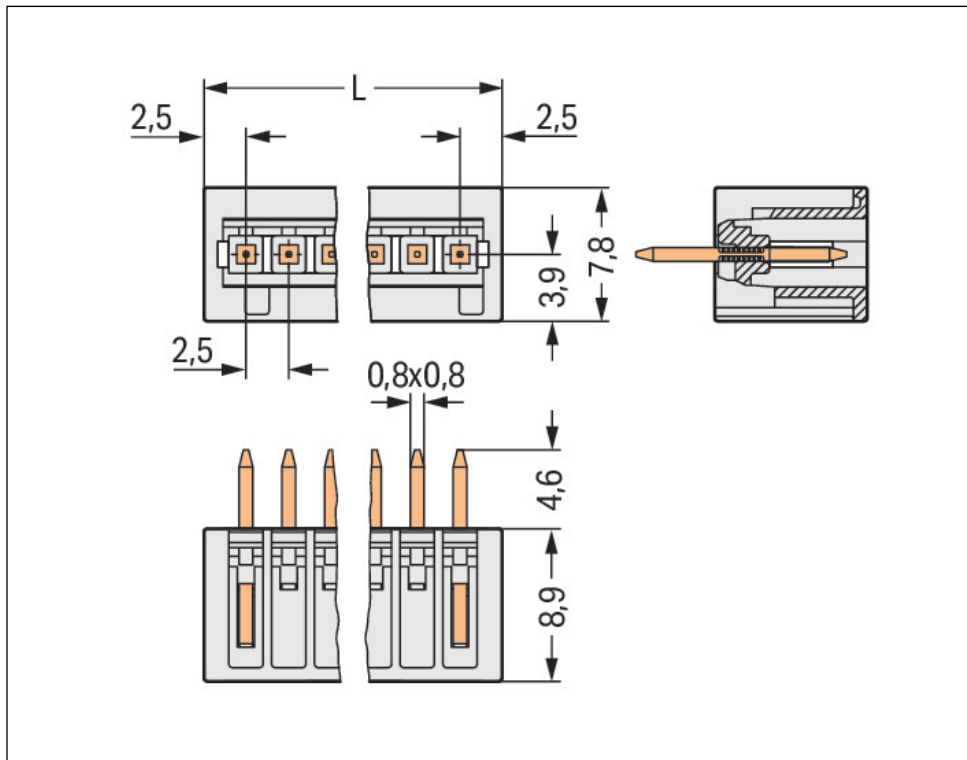


Printview: THT male header; 0.8 x 0.8 mm solder pin; straight; 100% protected against mismatching; Pin spacing 2.5 mm; 5-pole - Item No.: 733-335





Printview: THT male header; 0.8 x 0.8 mm solder pin; straight; 100% protected against mismatching; Pin spacing 2.5 mm; 5-pole - Item No.: 733-335



Printview: THT male header; 0.8 x 0.8 mm solder pin; straight; 100% protected against mismatching; Pin spacing 2.5 mm; 5-pole - Item No.: 733-335

Address

WAGO Kontakttechnik GmbH & Co. KG

Hansastr. 27

32423 Minden

Telefon: 0571/887-0

Fax: 0571/887-169

<http://www.wago.com>

© WAGO Kontakttechnik GmbH & Co. KG

Technische Änderungen und Irrtümer vorbehalten.