



**Triple-deck terminal block; Ground conductor/through/through terminal block; PE/L/L; without marker carrier; gray housing; suitable for Ex e II applications**

*Item No.: 2002-3227*



## Marking

RoHS ✓  
Compliant

## Business data

<i>Supplier</i>	WAGO
<i>Item no.</i>	2002-3227
<i>GTIN / EAN</i>	4044918691215
<i>Content</i>	1

## Notes

## Technical data

### Miscellaneous

<i>Ratings per</i>	IEC/EN 60947-7-1
<i>Rated voltage (III / 3) [V]</i>	500 [V]
<i>Rated impulse voltage (III / 3) [kV]</i>	6 [kV]
<i>Rated current [A]</i>	24 [A]

<b>Technical data</b>	
Rated current (2) [A]	28 [A]
Rated voltage EN (Ex e II) [V]	440 [V]
Rated current (Ex e II) [A]	19 [A]
Rated current (Ex e II) with jumper [A]	17 [A]
Legend (ratings)	(III / 3) Overvoltage category III / Pollution degree 3
Type of wiring	Front-entry wiring
Total number of connection points	6
Total number of potentials	3
Number of levels	3
Connection technology	Push-in CAGE CLAMP®
Number of connection points (connection type)	3
Actuation type	Push-in
Connectable conductor materials	Copper
Nominal cross section	2.5 mm <sup>2</sup>
Solid conductor	0.25 ... 4 mm <sup>2</sup> / 22 ... 12 AWG
Solid conductor, push-in termination	0.75 ... 4 mm <sup>2</sup> / 18 ... 12 AWG
Fine-stranded conductor	0.25 ... 4 mm <sup>2</sup> / 22 ... 12 AWG
Fine-stranded conductor with ferrule, push-in termination, f	0.75 mm <sup>2</sup> / 18 AWG
Strip length	10 ... 12 mm / 0.39 ... 0.47 Inch
Number of connection points (connection type 2)	3
Width	5.2 mm / 0.205 Inch
Height from upper-edge of DIN-35 rail	69.5 mm / 2.736 Inch
Depth	93.3 mm / 3.673 Inch
Design	horizontal
Type of mounting	Carrier rail 35 x 15
Potential marking	PE/L/L
Marking level	Center/side marking
Color	gray
Insulating material	Polyamide 66 (PA 66)
Fire load [MJ]	0.306 [MJ]
Weight [g]	19.673 [g]
Product Family	TOPJOB® S
Main product function	Multilevel terminal blocks

Printview: Triple-deck terminal block; Ground conductor/through/through terminal block; PE/L/L; without marker carrier; gray housing; suitable for Ex e II applications - Item No.: 2002-3227



---

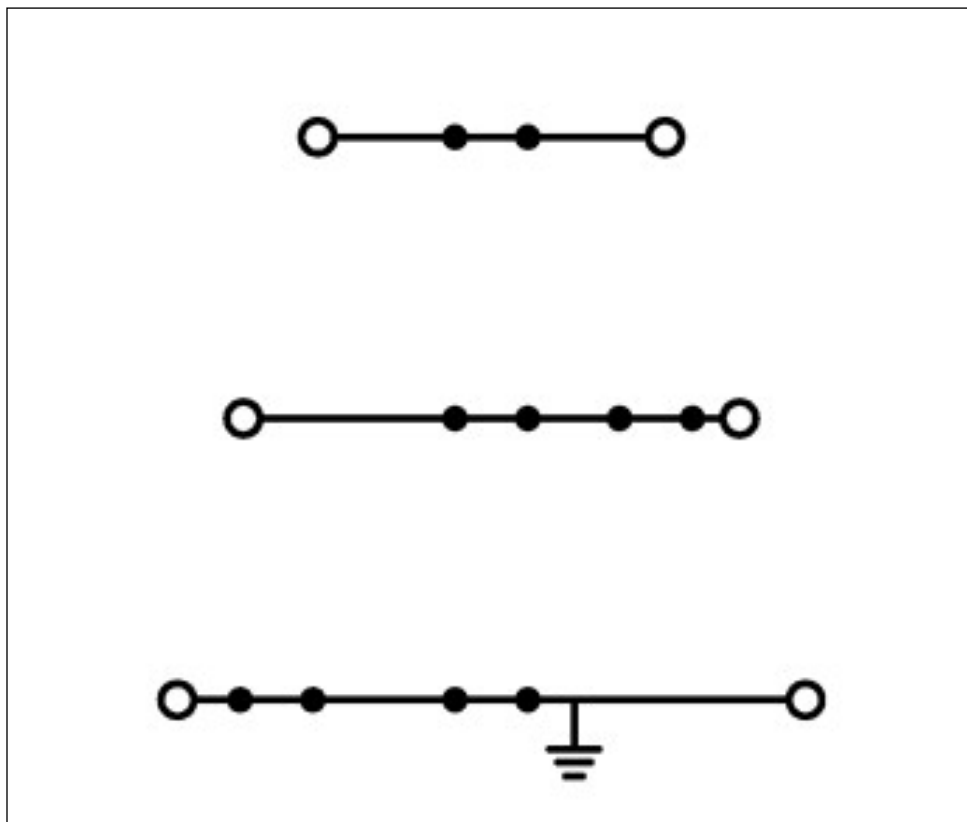
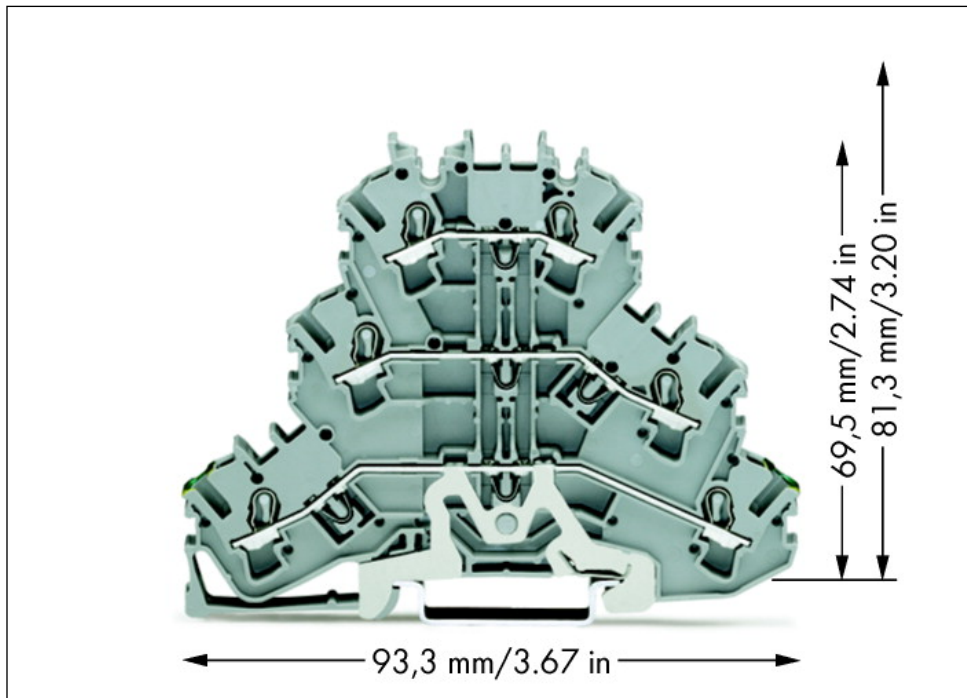
**Technical data**

*Product type*

*Through rail-mount term. blocks*

Images & drawings





**Address**

WAGO Kontakttechnik GmbH & Co. KG

Hansastr. 27

32423 Minden

Telefon: 0571/887-0

Fax: 0571/887-169

<http://www.wago.com>

© WAGO Kontakttechnik GmbH & Co. KG

Technische Änderungen und Irrtümer vorbehalten.