



## 2-conductor ground terminal block; suitable for Ex e II applications

Item No.: 2001-1207



### Marking

RoHS ✓  
Compliant

### Business data

Supplier	WAGO
Item no.	2001-1207
GTIN / EAN	4017332997317
Content	1

### Notes


### Technical data

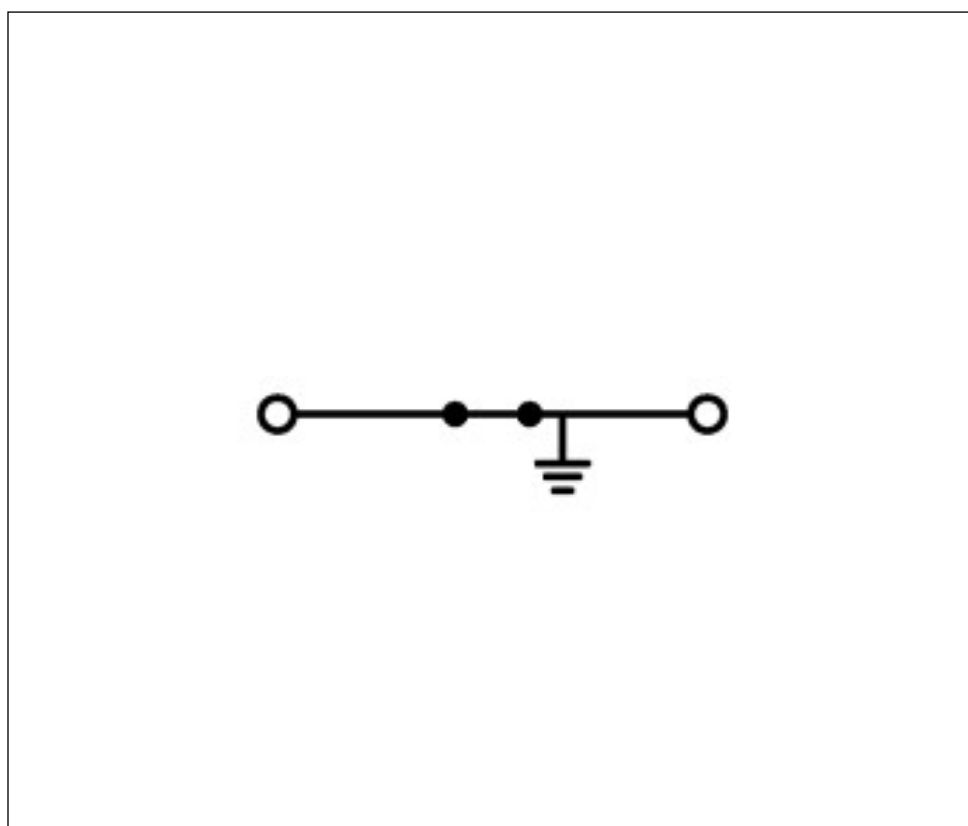
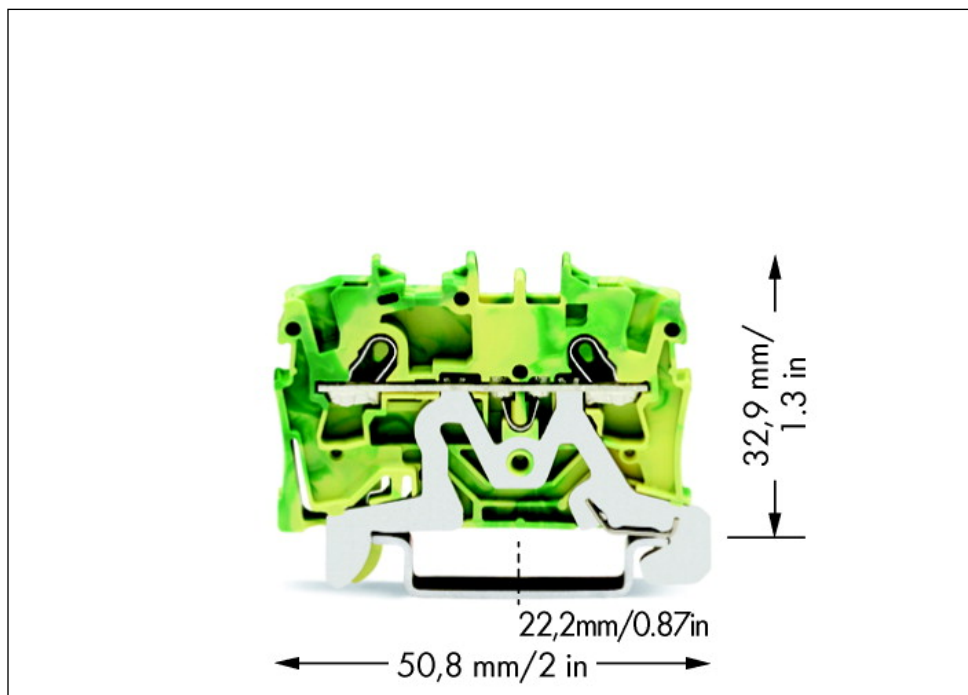
#### Miscellaneous

Ratings per	IEC/EN 60947-7-2
Type of wiring	Front-entry wiring
Total number of connection points	2
Total number of potentials	1
Number of levels	1

<b>Technical data</b>	
<i>Connection technology</i>	<i>Push-in CAGE CLAMP®</i>
<i>Actuation type</i>	<i>Push-in</i>
<i>Connectable conductor materials</i>	<i>Copper</i>
<i>Nominal cross section</i>	<i>1.5 mm<sup>2</sup></i>
<i>Solid conductor</i>	<i>0.25 ... 2.5 mm<sup>2</sup> / 22 ... 14 AWG</i>
<i>Solid conductor, push-in termination</i>	<i>0.5 ... 2.5 mm<sup>2</sup> / 20 ... 14 AWG</i>
<i>Fine-stranded conductor</i>	<i>0.25 ... 2.5 mm<sup>2</sup> / 22 ... 14 AWG</i>
<i>Fine-stranded conductor with ferrule, push-in termination, f</i>	<i>0.75 mm<sup>2</sup> / 18 AWG</i>
<i>Strip length</i>	<i>9 ... 11 mm / 0.35 ... 0.43 Inch</i>
<i>Width</i>	<i>4.2 mm / 0.165 Inch</i>
<i>Height from upper-edge of DIN-35 rail</i>	<i>32.9 mm / 1.295 Inch</i>
<i>Depth</i>	<i>50.8 mm / 2 Inch</i>
<i>Design</i>	<i>horizontal</i>
<i>Type of mounting</i>	<i>Carrier rail 35 x 15</i>
<i>Marking level</i>	<i>Center/side marking</i>
<i>Color</i>	<i>green-yellow</i>
<i>Insulating material</i>	<i>Polyamide 66 (PA 66)</i>
<i>Fire load [MJ]</i>	<i>0.074 [MJ]</i>
<i>Weight [g]</i>	<i>6.669 [g]</i>
<i>Product Family</i>	<i>TOPJOB® S</i>
<i>Main product function</i>	<i>GND cond. term. block</i>
<i>Product type</i>	<i>Through rail-mount term. blocks</i>

Images & drawings





**Address**

WAGO Kontakttechnik GmbH & Co. KG

Hansastr. 27

32423 Minden

Telefon: 0571/887-0

Fax: 0571/887-169

<http://www.wago.com>

© WAGO Kontakttechnik GmbH & Co. KG

Technische Änderungen und Irrtümer vorbehalten.