



3-conductor through terminal block; suitable for Ex e II applications; suitable for Ex i applications

Item No.: 2001-1304



Marking

RoHS ✓
Compliant

Business data

Supplier	WAGO
Item no.	2001-1304
GTIN / EAN	4017332998635
Content	1

Notes



Technical data

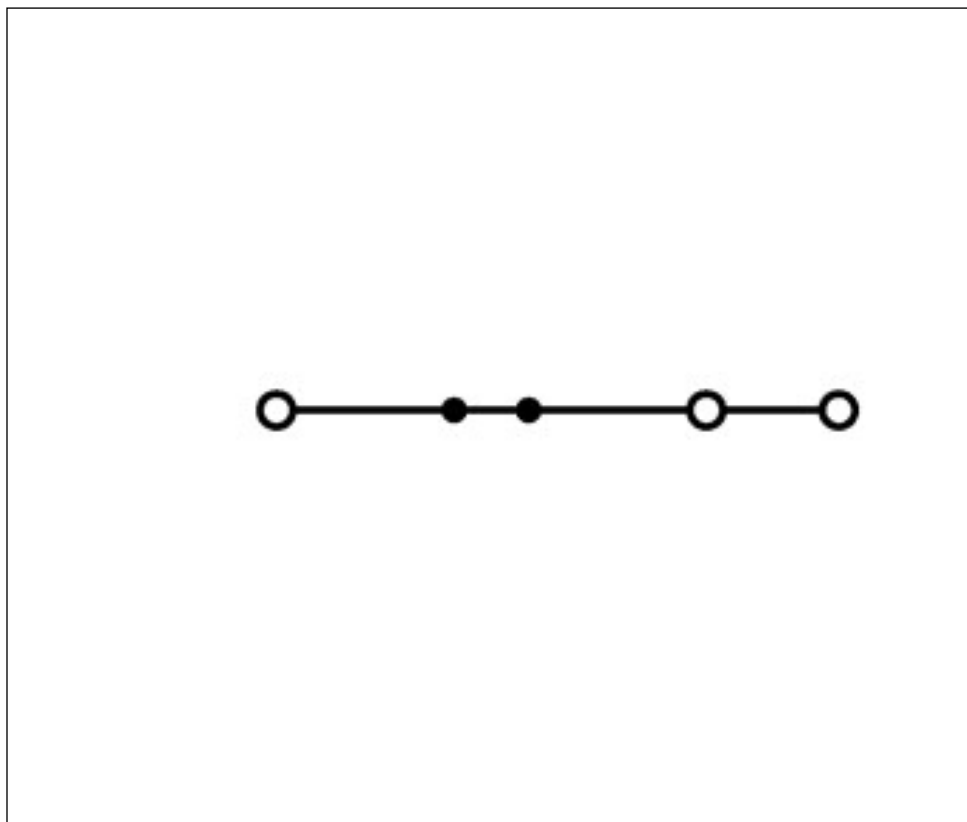
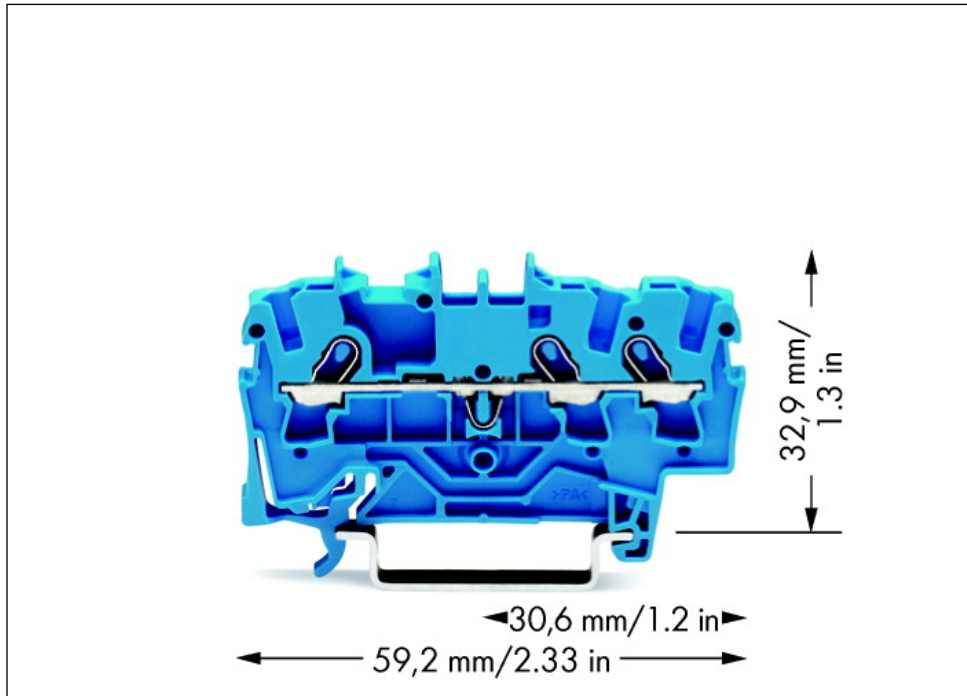
Miscellaneous

Ratings per	IEC/EN 60947-7-1
Rated voltage (III / 3) [V]	800 [V]
Rated impulse voltage (III / 3) [kV]	8 [kV]
Rated current [A]	18 [A]
Rated current (2) [A]	24 [A]

Technical data	
Rated voltage EN (Ex e II) [V]	550 [V]
Rated current (Ex e II) [A]	17 [A]
Rated current (Ex e II) with jumper [A]	16 [A]
Legend (ratings)	(III / 3) Overvoltage category III / Pollution degree 3
Type of wiring	Front-entry wiring
Total number of connection points	3
Total number of potentials	1
Number of levels	1
Connection technology	Push-in CAGE CLAMP®
Actuation type	Push-in
Connectable conductor materials	Copper
Nominal cross section	1.5 mm ²
Solid conductor	0.25 ... 2.5 mm ² / 22 ... 14 AWG
Solid conductor, push-in termination	0.5 ... 2.5 mm ² / 20 ... 14 AWG
Fine-stranded conductor	0.25 ... 2.5 mm ² / 22 ... 14 AWG
Fine-stranded conductor with ferrule, push-in termination, f	0.75 mm ² / 18 AWG
Strip length	9 ... 11 mm / 0.35 ... 0.43 Inch
Width	4.2 mm / 0.165 Inch
Height from upper-edge of DIN-35 rail	32.9 mm / 1.295 Inch
Depth	59.2 mm / 2.33 Inch
Design	horizontal
Type of mounting	Carrier rail 35 x 15
Marking level	Center/side marking
Color	blue
Insulating material	Polyamide 66 (PA 66)
Fire load [MJ]	0.089 [MJ]
Weight [g]	4.4 [g]
Product Family	TOPJOB® S
Main product function	Through term. block
Product type	Through rail-mount term. blocks

Images & drawings





Address

WAGO Kontakttechnik GmbH & Co. KG

Hansastr. 27

32423 Minden

Telefon: 0571/887-0

Fax: 0571/887-169

<http://www.wago.com>

© WAGO Kontakttechnik GmbH & Co. KG

Technische Änderungen und Irrtümer vorbehalten.