

Connector - SACC-M12FR-4SC SH - 1513282

Please be informed that the data shown in this PDF Document is generated from our Online Catalog. Please find the complete data in the user's documentation. Our General Terms of Use for Downloads are valid (<http://phoenixcontact.com/download>)




Connector, 4-position, shielded, Socket angled M12, A-coded, Spring-cage connection, knurl material: Nickel-plated brass, external cable diameter 4 mm ... 8 mm

Your advantages

- ✓ Safe use in the field, thanks to a high degree of protection
- ✓ Flexible: connectors for on-site assembly
- ✓ Spring-cage connection: connect more securely, even in the case of shock and vibration, thanks to high contact forces
- ✓ Reliable signal transmission - 360° shielding in environments with electromagnetic interference

Key Commercial Data

| | |
|--------------------------------------|---|
| Packing unit | 1 pc |
| GTIN |  4 017918 946654 |
| GTIN | 4017918946654 |
| Weight per Piece (excluding packing) | 49.000 g |
| Custom tariff number | 85366990 |
| Country of origin | Germany |
| Note | Made to Order (non-returnable) |

Technical data

Dimensions

| | |
|---|---------------|
| External cable diameter | 4 mm ... 8 mm |
| Stripping length of the sheath | 35 mm |
| Stripping length of the individual wire | 10 mm |

Ambient conditions

| | |
|---------------------------------|----------------------------------|
| Ambient temperature (operation) | -40 °C ... 85 °C (Plug / socket) |
| Degree of protection | IP67 |

General

Connector - SACC-M12FR-4SC SH - 1513282

Technical data

General

| | |
|-----------------------------|---|
| Rated current at 40°C | 4 A |
| Rated voltage | 60 V DC |
| | 48 V AC |
| Number of positions | 4 |
| Insulation resistance | ≥ 100 MΩ |
| Coding | A - standard |
| Standards/regulations | M12 connector IEC 61076-2-101 |
| | Shock, vibration EN 50155:2001 for conductor cross section of 0.14 mm ² ... 0.34 mm ² |
| Status display | No |
| Overvoltage category | II |
| Degree of pollution | 3 |
| Connection method | Spring-cage connection |
| Conductor cross section | 0.14 mm ² ... 0.5 mm ² |
| Conductor cross section AWG | 26 ... 20 |
| Insertion/withdrawal cycles | ≥ 100 |
| Torque | 0.4 Nm (M12 knurl) |
| | 0.8 Nm (Connector with coupling sleeve) |
| | 3 Nm (Pressure nut) |
| Assembly instructions | The connector pin assignment can be rotated 45° to the cable outlet |
| | The wires can be connected both with ferrules and without ferrules |

Material

| | |
|--|------------------------------|
| Flammability rating according to UL 94 | V0 |
| Contact material | CuSn |
| Contact surface material | Ni/Au |
| Contact carrier material | PA 6.6 |
| Material of grip body | Zinc die-cast, nickel-plated |
| Material, knurls | Nickel-plated brass |
| Sealing material | NBR |

Standards and Regulations

| | |
|--|------------------|
| Standard designation | M12 connector |
| Standards/regulations | IEC 61076-2-101 |
| Standard designation | Shock, vibration |
| Standards/regulations | EN 50155:2001 |
| Connection in acc. with standard | CUL |
| Flammability rating according to UL 94 | V0 |

Environmental Product Compliance

| | |
|------------|--|
| REACH SVHC | Lead 7439-92-1 |
| China RoHS | Environmentally Friendly Use Period = 50 |

Connector - SACC-M12FR-4SC SH - 1513282

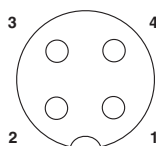
Technical data

Environmental Product Compliance

| | |
|--|---|
| | For details about hazardous substances go to tab "Downloads", Category "Manufacturer's declaration" |
|--|---|

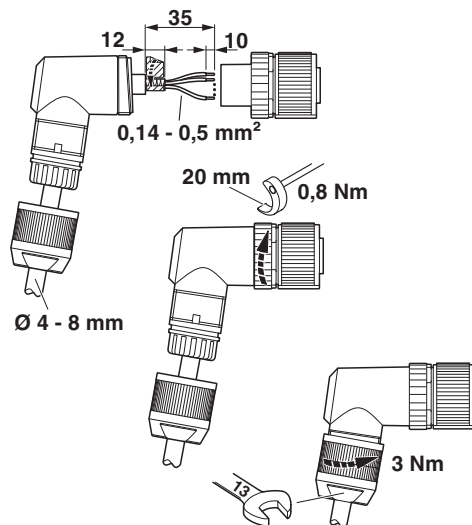
Drawings

Schematic diagram



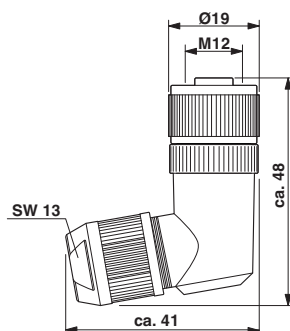
Pin assignment M12 socket, 4-pos., A-coded, view female side

Functional drawing



Slide the pressure nut and sleeve housing along the cable, strip the cable, shorten the shield, strip the single wires, connect the wires, in the case of a straight sleeve housing gently twist the wires together, stick the shielding foil around the shortened shield, in the case of a cable outside diameter < 6 mm stick an additional shielding foil around the wire pack, screw the sleeve housing to the plug insert, screw the pressure nut tight.

Dimensional drawing



M12 x 1 socket, angled, shielded

Classifications

eCl@ss

| | |
|------------|----------|
| eCl@ss 4.0 | 27140815 |
|------------|----------|

Connector - SACC-M12FR-4SC SH - 1513282

Classifications

eCl@ss

| | |
|------------|----------|
| eCl@ss 4.1 | 27140815 |
| eCl@ss 5.0 | 27143423 |
| eCl@ss 5.1 | 27143400 |
| eCl@ss 6.0 | 27279200 |
| eCl@ss 7.0 | 27440104 |
| eCl@ss 8.0 | 27440104 |
| eCl@ss 9.0 | 27440102 |

ETIM

| | |
|----------|----------|
| ETIM 2.0 | EC001121 |
| ETIM 3.0 | EC002062 |
| ETIM 4.0 | EC002062 |
| ETIM 5.0 | EC002062 |
| ETIM 6.0 | EC002062 |

UNSPSC

| | |
|---------------|----------|
| UNSPSC 6.01 | 31251501 |
| UNSPSC 7.0901 | 31251501 |
| UNSPSC 11 | 31251501 |
| UNSPSC 12.01 | 31251501 |
| UNSPSC 13.2 | 39121413 |

Approvals


Approvals

Approvals

UL Recognized / cUL Recognized / EAC / cULus Recognized


Ex Approvals

Approval details


| | | | |
|--------------------|---|---|---------------|
| UL Recognized |  | http://database.ul.com/cgi-bin/XYV/template/LISEXT/1FRAME/index.htm | FILE E 118976 |
| Nominal voltage UN | 300 V | | |
| Nominal current IN | 4 A | | |

Connector - SACC-M12FR-4SC SH - 1513282

Approvals

| | | | |
|--------------------|---|---|---------------|
| cUL Recognized |  | http://database.ul.com/cgi-bin/XYV/template/LISEXT/1FRAME/index.htm | FILE E 118976 |
| Nominal voltage UN | | 300 V | |
| Nominal current IN | | 4 A | |

| | | |
|-----|---|---------------|
| EAC |  | EAC-Zulassung |
|-----|---|---------------|

| | |
|------------------|---|
| cULus Recognized |  |
|------------------|---|