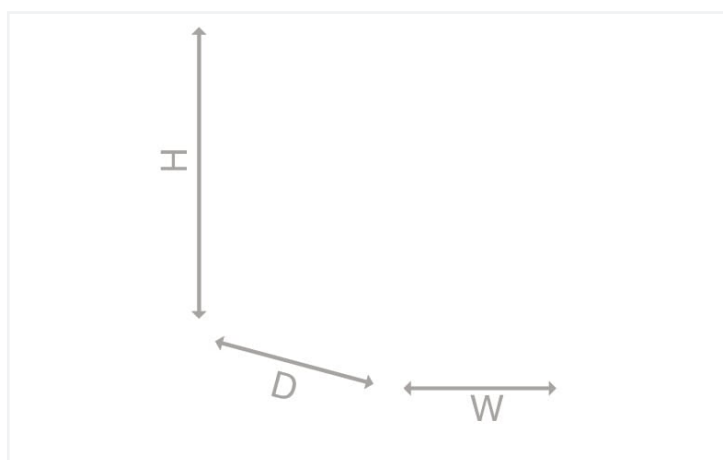
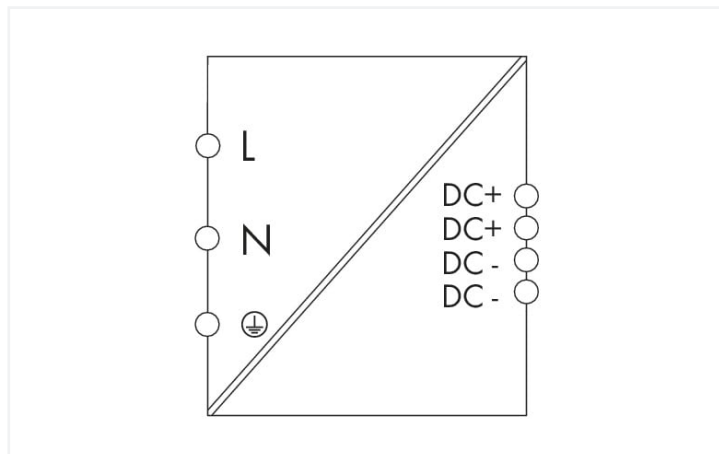


Data Sheet | Item Number: 787-1702

Switched-mode power supply; Eco; 1-phase; 24 VDC output voltage; 1.25 A output current; DC-OK LED

<https://www.wago.com/787-1702>



Features:

- Switched-mode power supply
- Natural convection cooling when horizontally mounted
- Encapsulated for use in control cabinets
- Suitable for both parallel and series operation
- Electrically isolated output voltage (SELV) per EN 60335-1 and UL 60950-1; PELV per EN 60204
- DIN-35 rail mountable in different positions
- Direct installation on mounting plate via cable grip

Technical data

Input

Phases	1
Nominal input voltage $U_{i, \text{nom}}$	1 x AC 100 ... 240 V
Input voltage range	1 x AC 90 ... 264 V; DC 125 ... 375 V
Nominal mains frequency range	47 ... 63 Hz; 0 Hz
Input current I_i	$\leq 0.3 \text{ A}$ (230 VAC); $\leq 0.6 \text{ A}$ (115 VAC)
Discharge current	$\leq 1.5 \text{ mA}$
Inrush current	$\leq 18 \text{ A}$
Power factor correction (PFC)	passive
Mains failure hold-up time	$\geq 10 \text{ ms}$ (230 VAC)

Output

Nominal output voltage $U_{o, \text{nom}}$	DC 24 V (SELV)
Output voltage range	DC 22 ... 26 V (adjustable)
Default setting	DC 24 V
Nominal output current $I_{o, \text{nom}}$	1.25 A (24 VDC; 110 ... 240 VAC); 1 A (24 VDC; 100 ... 240 VAC)
Nominal output power	30 W
Deviation	$\leq 1 \%$
Residual ripple	$\leq 200 \text{ mV}$ (Peak-to-peak)
Overload behavior	Constant power (in overload range: 1.05 ... $1.4 \times I_{o, \text{nom}}$); Shutdown and automatic restart in the event of a short circuit

Signaling and Communication

Signaling	1 x LED DC OK (green)
Operation status indicator	Green LED (U _o)

Efficiency/power losses

Power loss P _I	≤ 6 W (230 VAC; 24 VDC; 1.25 A)
Efficiency (typ.)	87 % (230 VAC; 1.25 ADC)

Circuit protection

Internal fuse	F 1 A / 250 VAC
Backup fusing (required)	An external DC fuse is required for the DC input voltage.
Backup fusing (recommended)	Circuit breaker: B6, B10

Safety and protection

Isolation voltage (pri.-sec.)	DC 4.242 kV
Isolation voltage (pri.-PE)	DC 2.2 kV
Isolation voltage (sec.-PE)	DC 0.7 kV
Protection class	I
Protection type	IP20; per EN 60529
Resistance to reverse feed	≤ DC 30 V
Overvoltage category	II
Pollution degree	2
Transient suppression (primary)	Varistor
Short-circuit-protected	Yes
Open-circuit-proof	Yes
Parallel operation	Yes
Series operation	Yes, for 2 devices of the same type
MTBF	> 300,000 h (per IEC 61709)

Connection data

Connection type 1	Input/output
Connection technology	CAGE CLAMP®
WAGO connector	WAGO 236 Series
Solid conductor	0.08 ... 2.5 mm ² / 28 ... 12 AWG
Fine-stranded conductor	0.08 ... 2.5 mm ² / 28 ... 12 AWG
Strip length	6 ... 7 mm / 0.24 ... 0.28 inches
Note (conductor cross-section)	12 AWG: THHN, THWN

Physical data

Width	30 mm / 1.181 inches
Height	90 mm / 3.543 inches
Depth from upper-edge of DIN-rail	99 mm / 3.898 inches

Mechanical Data

Mounting type	DIN-35 rail Screw mount
---------------	----------------------------

Material Data

Fire load	0.129 MJ
Weight	257 g

Environmental requirements

Ambient temperature (operation at U_N)	-20 ... +60 °C
Surrounding air temperature (storage)	-25 ... +75 °C
Relative humidity	10 ... 95 % (no condensation permissible)
Derating	-4 %/K (> 45 °C)

Standards and specifications

Conformity marking	CE
Standards/specifications	EN 61204-3 EN 60335-1 EN 62368-1 UL 60950-1 UL 508

Commercial data

eCl@ss 10.0	27-04-07-01
eCl@ss 9.0	27-04-07-01
ETIM 8.0	EC002540
ETIM 7.0	EC002540
PU (SPU)	1 pcs
Packaging type	Box
Country of origin	CN
GTIN	4055143372459
Customs tariff number	85044083900

Approvals / Certificates

General approvals



Approval	Standard	Certificate Name
EAC Brjansker Zertifizierungs- stelle	TP TC 004/2011,TP TC 020/2011	EAC RU C-DE.AM02. B.00089_19
UL Underwriters Laboratories Inc.	UL 508	E255817
UL Underwriters Laboratories Inc.	UL 60950-1	E255815

Downloads

Environmental Product Compliance


Compliance Search

Environmental Product
Compliance 787-1702

Documentation


Bid Text

787-1702	01.10.2019	xml 6.82 KB	
----------	------------	----------------	---

787-1702	01.10.2019	docx 20.55 KB	
----------	------------	------------------	---


ausschreiben.de 787-1702			
-----------------------------	--	--	---

Instruction Leaflet

ECO Power Switched- Mode Power Supplies	V 1.5 21.12.2020	pdf 250.06 KB	
--	---------------------	------------------	---


CAD/CAE-Data

CAD data

2D/3D Models 787-1702	
--------------------------	---

CAE data

EPLAN Data Portal 787-1702	
-------------------------------	---

WSCAD Universe 787-1702	
----------------------------	---

ZUKEN Portal 787-1702	
--------------------------	---

1 Compatible Products

1.1 Optional Accessories

1.1.1 Marking

1.1.1.1 Marking strip

**Item No.: 210-831**Marking strips; on reel; 2.3 mm wide; plain;
Self-adhesive; white**Item No.: 210-832**Marking strips; on reel; 3 mm wide; plain;
Self-adhesive; white

1.1.2 Tool

1.1.2.1 Operating tool

**Item No.: 210-720**Operating tool; Blade: 3.5 x 0.5 mm; with a
partially insulated shaft; multicoloured**Item No.: 210-769**

SCREWDRIVER; green

Subject to changes. Please also observe the further product documentation!

Current addresses can be found at: www.wago.com