


Printed-circuit board connector - MC 1,5/ 5-GF-3,81 - 1827897

Please be informed that the data shown in this PDF Document is generated from our Online Catalog. Please find the complete data in the user's documentation. Our General Terms of Use for Downloads are valid (<http://phoenixcontact.com/download>)

PCB headers, nominal current: 8 A, rated voltage (III/2): 160 V, number of positions: 5, pitch: 3.81 mm, color: green, contact surface: Tin, mounting: Wave soldering




The figure shows a 10-position version of the product

Your advantages

- ✓ Well-known mounting principle allows worldwide use
- ✓ Screwable flange for superior mechanical stability
- ✓ Maximum flexibility when it comes to device design – one header for connectors with different connection technologies



Key Commercial Data

Packing unit	250 pc
GTIN	 4 017918 050344
GTIN	4017918050344
Weight per Piece (excluding packing)	2.260 g
Custom tariff number	85366930
Country of origin	Germany

Technical data

Dimensions

Length [l]	9.2 mm
Width	29.44 mm
Pitch	3.81 mm
Dimension a	15.24 mm
Width [w]	29.44 mm
Height [h]	10.3 mm
Height	6.9 mm
Length of the solder pin	3.4 mm
Pin dimensions	0.8 x 0.8 mm

Printed-circuit board connector - MC 1,5/ 5-GF-3,81 - 1827897

Technical data

Dimensions

Length	9.2 mm
--------	--------

General

Range of articles	MC 1,5/...-GF
Insulating material group	IIIa
Rated surge voltage (III/3)	2.5 kV
Rated surge voltage (III/2)	2.5 kV
Rated surge voltage (II/2)	2.5 kV
Rated voltage (III/3)	160 V
Rated voltage (III/2)	160 V
Rated voltage (II/2)	250 V
Connection in acc. with standard	EN-VDE
Nominal current I_N	8 A
Maximum load current	8 A
Insulating material	PBT
Flammability rating according to UL 94	V0
Color	green
Number of positions	5

Standards and Regulations

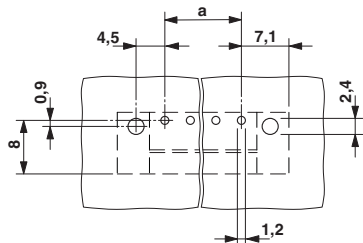
Connection in acc. with standard	EN-VDE
	CSA
Flammability rating according to UL 94	V0

Environmental Product Compliance

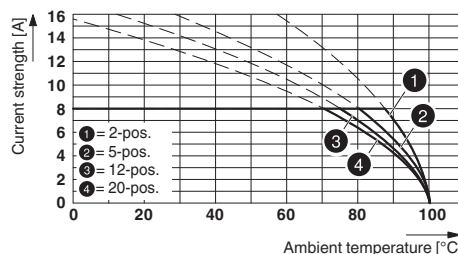
REACH SVHC	Lead 7439-92-1
China RoHS	Environmentally Friendly Use Period = 50
	For details about hazardous substances go to tab "Downloads", Category "Manufacturer's declaration"

Drawings

Drilling diagram



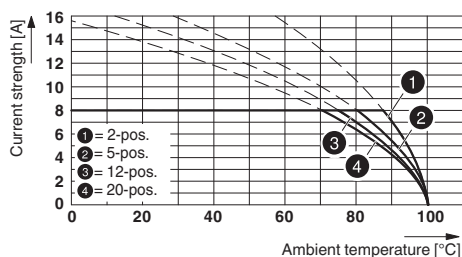
Diagram



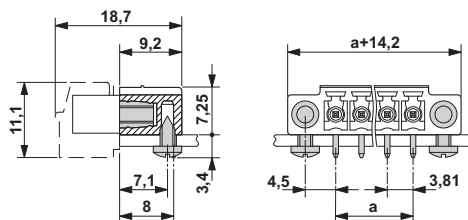
Type: MC 1,5/...-STF-3,81 with MC 1,5/...-GF-3,81

Printed-circuit board connector - MC 1,5/ 5-GF-3,81 - 1827897

Diagram



Dimensional drawing



Type: MC 1,5/...-STF-3,81 with MC 1,5/...-GF-3,81

Classifications

eCl@ss

eCl@ss 4.0	272607xx
eCl@ss 4.1	27260701
eCl@ss 5.0	27260701
eCl@ss 5.1	27260700
eCl@ss 6.0	27260700
eCl@ss 7.0	27440402
eCl@ss 8.0	27440402
eCl@ss 9.0	27440402

ETIM

ETIM 3.0	EC001121
ETIM 4.0	EC002637
ETIM 5.0	EC002637
ETIM 6.0	EC002637

UNSPSC

UNSPSC 6.01	30211810
UNSPSC 7.0901	39121409
UNSPSC 11	39121409
UNSPSC 12.01	39121409
UNSPSC 13.2	39121409

Approvals

Approvals

Approvals

CSA / IEC CB Scheme / VDE Gutachten mit Fertigungsüberwachung / EAC / cULus Recognized

Ex Approvals

Printed-circuit board connector - MC 1,5/ 5-GF-3,81 - 1827897

Approvals

Approval details

CSA		http://www.csagroup.org/services-industries/product-listing/	13631
	D	B	
Nominal voltage UN	300 V	300 V	
Nominal current IN	8 A	8 A	

IECEE CB Scheme		http://www.iecee.org/	DE1-60987-B1B2
Nominal voltage UN	160 V		
Nominal current IN	8 A		

VDE Gutachten mit Fertigungsüberwachung		http://www2.vde.com/de/Institut/Online-Service/VDE-gepruefteProdukte/Seiten/Online-Suche.aspx	40011723
Nominal voltage UN	160 V		
Nominal current IN	8 A		

EAC			B.01742
-----	--	--	---------

cULus Recognized		http://database.ul.com/cgi-bin/XYV/template/LISEXT/1FRAME/index.htm	E60425-20110128
	D	B	
Nominal voltage UN	300 V	300 V	
Nominal current IN	8 A	8 A	