

PCB terminal block - MKDS 1,5/ 4-5,08 - 1715747

Please be informed that the data shown in this PDF Document is generated from our Online Catalog. Please find the complete data in the user's documentation. Our General Terms of Use for Downloads are valid (<http://phoenixcontact.com/download>)

PCB terminal block, nominal current: 17.5 A, nom. voltage: 400 V, pitch: 5.08 mm, number of positions: 4, connection method: Screw connection with tension sleeve, mounting: Wave soldering, conductor/PCB connection direction: 0 °, color: green. The article can be aligned to create different nos. of positions!




The figure shows a 10-position version of the product

Your advantages

- Well-known connection principle allows worldwide use
- Low temperature rise, thanks to maximum contact force
- Allows connection of two conductors
- The latching on the side enables various numbers of positions to be combined



Key Commercial Data

Packing unit	250 pc
GTIN	 4 017918 024215
GTIN	4017918024215
Weight per Piece (excluding packing)	5.390 g
Custom tariff number	85369010
Country of origin	Germany

Technical data

Dimensions

Length [l]	9.8 mm
Pitch	5.08 mm
Dimension a	15.24 mm
Width [w]	20.32 mm
Height	13.8 mm
Height [h]	17.3 mm
Solder pin [P]	3.5 mm
Hole diameter	1.3 mm

PCB terminal block - MKDS 1,5/ 4-5,08 - 1715747

Technical data

General

Range of articles	MKDS 1,5
Insulating material group	I
Rated surge voltage (III/3)	4 kV
Rated surge voltage (III/2)	4 kV
Rated surge voltage (II/2)	4 kV
Rated voltage (III/3)	250 V
Rated voltage (III/2)	400 V
Rated voltage (II/2)	630 V
Connection in acc. with standard	EN-VDE
Nominal current I_N	17.5 A
Nominal cross section	1.5 mm ²
Maximum load current	22 A
Insulating material	PA
Contact material	Sn
Flammability rating according to UL 94	V0
Internal cylindrical gage	A1
Stripping length	7 mm
Number of positions	4
Screw thread	M3
Tightening torque, min	0.5 Nm
Tightening torque max	0.6 Nm

Connection data

Conductor cross section solid min.	0.14 mm ²
Conductor cross section solid max.	2.5 mm ²
Conductor cross section flexible min.	0.14 mm ²
Conductor cross section flexible max.	1.5 mm ²
Conductor cross section flexible, with ferrule without plastic sleeve min.	0.25 mm ²
Conductor cross section flexible, with ferrule without plastic sleeve max.	1.5 mm ²
Conductor cross section flexible, with ferrule with plastic sleeve min.	0.25 mm ²
Conductor cross section flexible, with ferrule with plastic sleeve max.	1.5 mm ²
Conductor cross section AWG min.	26
Conductor cross section AWG max.	14
2 conductors with same cross section, solid min.	0.14 mm ²
2 conductors with same cross section, solid max.	1 mm ²
2 conductors with same cross section, stranded min.	0.14 mm ²
2 conductors with same cross section, stranded max.	0.75 mm ²
2 conductors with same cross section, stranded, ferrules without plastic sleeve, min.	0.25 mm ²
2 conductors with same cross section, stranded, ferrules without plastic sleeve, max.	0.5 mm ²

PCB terminal block - MKDS 1,5/ 4-5,08 - 1715747

Technical data

Connection data

2 conductors with same cross section, stranded, TWIN ferrules with plastic sleeve, min.	0.5 mm ²
2 conductors with same cross section, stranded, TWIN ferrules with plastic sleeve, max.	1 mm ²

Standards and Regulations

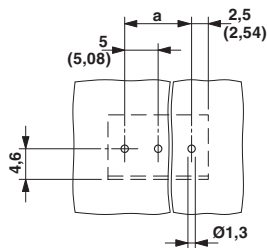
Connection in acc. with standard	EN-VDE
	CSA
Flammability rating according to UL 94	V0

Environmental Product Compliance

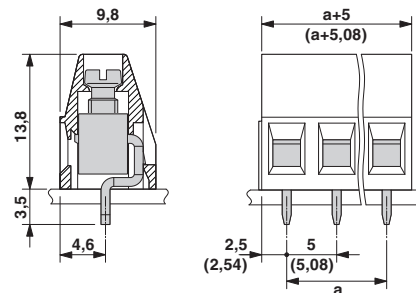
REACH SVHC	Lead 7439-92-1
China RoHS	Environmentally Friendly Use Period = 50
	For details about hazardous substances go to tab "Downloads", Category "Manufacturer's declaration"

Drawings

Drilling diagram



Dimensional drawing



Classifications

eCl@ss

eCl@ss 4.0	27141109
eCl@ss 4.1	27141109
eCl@ss 5.0	27141190
eCl@ss 5.1	27261100
eCl@ss 6.0	27261100
eCl@ss 7.0	27440401
eCl@ss 8.0	27440401
eCl@ss 9.0	27440401

ETIM

ETIM 3.0	EC001121
ETIM 4.0	EC002643
ETIM 5.0	EC002643

PCB terminal block - MKDS 1,5/ 4-5,08 - 1715747

Classifications

ETIM

ETIM 6.0	EC002643
----------	----------

UNSPSC

UNSPSC 6.01	30211801
UNSPSC 7.0901	39121432
UNSPSC 11	39121432
UNSPSC 12.01	39121432
UNSPSC 13.2	39121432

Approvals

Approvals


Approvals

DNV GL / CSA / CCA / IECCEB Scheme / SEV / EAC / cULus Recognized


Ex Approvals

Approval details

DNV GL	http://exchange.dnv.com/tari/	TAE00001EV
--------	---	------------

CSA		http://www.csagroup.org/services-industries/product-listing/	13631
	D	B	
Nominal voltage UN	300 V	300 V	
Nominal current IN	10 A	10 A	
mm ² /AWG/kcmil	28-14	28-14	


CCA	IK-3249
Nominal voltage UN	250 V
mm ² /AWG/kcmil	2.5


IECEE CB Scheme		http://www.iecee.org/	CH-8225
Nominal voltage UN	250 V		
Nominal current IN	24 A		


PCB terminal block - MKDS 1,5/ 4-5,08 - 1715747

Approvals

mm ² /AWG/kcmil	2.5
----------------------------	-----

SEV		https://www.electrosuisse.ch/de/meta/shop/produktezertifikate.html	IK-4199
Nominal voltage UN	250 V		
Nominal current IN	24 A		
mm ² /AWG/kcmil	2.5		

EAC		B.01742
-----	---	---------

cULus Recognized		http://database.ul.com/cgi-bin/XYV/template/LISEXT/1FRAME/index.htm	E60425-19770427
	D	B	
Nominal voltage UN	300 V	300 V	
Nominal current IN	10 A	15 A	
mm ² /AWG/kcmil	30-14	30-14	