

# PCB terminal block - MKDS 1/ 8-3,81 - 1727078

Please be informed that the data shown in this PDF Document is generated from our Online Catalog. Please find the complete data in the user's documentation. Our General Terms of Use for Downloads are valid (<http://phoenixcontact.com/download>)

PCB terminal block, nominal current: 13.5 A, nom. voltage: 200 V, pitch: 3.81 mm, number of positions: 8, connection method: Screw connection with tension sleeve, mounting: Wave soldering, conductor/PCB connection direction: 0°, color: green



The figure shows a 10-position version of the product

## Your advantages

- ✓ Well-known connection principle allows worldwide use
- ✓ Low temperature rise, thanks to maximum contact force
- ✓ Allows connection of two conductors
- ✓ Extremely small design for the respective conductor cross section



## Key Commercial Data

Packing unit	100 pc
Minimum order quantity	100 pc
GTIN	
GTIN	4017918025540
Weight per Piece (excluding packing)	4.000 g
Custom tariff number	85369010
Country of origin	Germany

## Technical data

### Dimensions

Length [ l ]	7.3 mm
Pitch	3.81 mm
Dimension a	26.67 mm
Width [ w ]	30.47 mm
Height	8.5 mm
Height [ h ]	12 mm
Solder pin [P]	3.5 mm

# PCB terminal block - MKDS 1/ 8-3,81 - 1727078

## Technical data

### Dimensions

Hole diameter	1.1 mm
---------------	--------

### General

Range of articles	MKDS 1
Insulating material group	I
Rated surge voltage (III/3)	2.5 kV
Rated surge voltage (III/2)	2.5 kV
Rated surge voltage (II/2)	2.5 kV
Rated voltage (III/3)	160 V
Rated voltage (III/2)	200 V
Rated voltage (II/2)	400 V
Connection in acc. with standard	EN-VDE
Nominal current $I_N$	13.5 A
Nominal cross section	1.5 mm <sup>2</sup>
Insulating material	PA
Flammability rating according to UL 94	V0
Stripping length	5 mm
Number of positions	8
Screw thread	M2
Tightening torque, min	0.22 Nm
Tightening torque max	0.25 Nm

### Connection data

Conductor cross section solid min.	0.14 mm <sup>2</sup>
Conductor cross section solid max.	1.5 mm <sup>2</sup>
Conductor cross section flexible min.	0.14 mm <sup>2</sup>
Conductor cross section flexible max.	1.5 mm <sup>2</sup>
Conductor cross section flexible, with ferrule without plastic sleeve min.	0.25 mm <sup>2</sup>
Conductor cross section flexible, with ferrule without plastic sleeve max.	0.5 mm <sup>2</sup>
Conductor cross section flexible, with ferrule with plastic sleeve min.	0.25 mm <sup>2</sup>
Conductor cross section flexible, with ferrule with plastic sleeve max.	0.5 mm <sup>2</sup>
Conductor cross section AWG min.	26
Conductor cross section AWG max.	16
2 conductors with same cross section, solid min.	0.14 mm <sup>2</sup>
2 conductors with same cross section, solid max.	0.5 mm <sup>2</sup>
2 conductors with same cross section, stranded min.	0.14 mm <sup>2</sup>
2 conductors with same cross section, stranded max.	0.34 mm <sup>2</sup>

### Standards and Regulations

Connection in acc. with standard	EN-VDE
	CSA
Flammability rating according to UL 94	V0

# PCB terminal block - MKDS 1/ 8-3,81 - 1727078

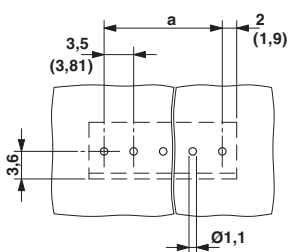
## Technical data

### Environmental Product Compliance

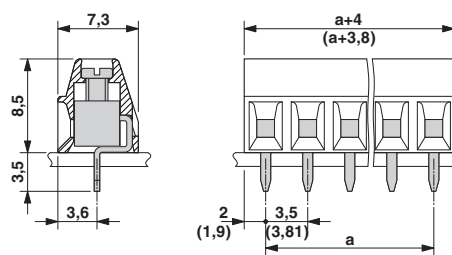
REACH SVHC	Lead 7439-92-1
China RoHS	Environmentally Friendly Use Period = 50
	For details about hazardous substances go to tab "Downloads", Category "Manufacturer's declaration"

## Drawings

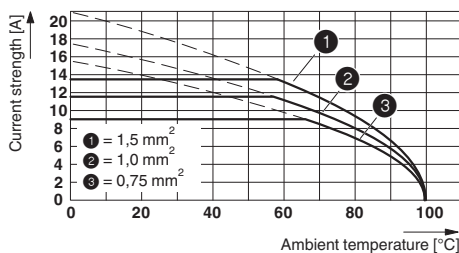
Drilling diagram



Dimensional drawing



Diagram



Type: MKDS 1/...-3,81  
 Tested according to DIN EN 60512-5-2:2003-01  
 Reduction factor = 1  
 Number of positions = 5

## Classifications

eCl@ss

eCl@ss 4.0	27141109
eCl@ss 4.1	27141109
eCl@ss 5.0	27141190
eCl@ss 5.1	27261100
eCl@ss 6.0	27261100
eCl@ss 7.0	27440401
eCl@ss 8.0	27440401
eCl@ss 9.0	27440401

# PCB terminal block - MKDS 1/ 8-3,81 - 1727078

## Classifications

### ETIM

ETIM 3.0	EC001121
ETIM 4.0	EC002643
ETIM 5.0	EC002643
ETIM 6.0	EC002643

### UNSPSC

UNSPSC 6.01	30211801
UNSPSC 7.0901	39121432
UNSPSC 11	39121432
UNSPSC 12.01	39121432
UNSPSC 13.2	39121432

## Approvals


### Approvals


#### Approvals

CSA / IECCEB CB Scheme / SEV / EAC / cULus Recognized

#### Ex Approvals

### Approval details

CSA		<a href="http://www.csagroup.org/services-industries/product-listing/">http://www.csagroup.org/services-industries/product-listing/</a>	13631
	D	B	
Nominal voltage UN	300 V	150 V	
Nominal current IN	10 A	10 A	
mm <sup>2</sup> /AWG/kcmil	28-16	28-16	

IECEE CB Scheme		<a href="http://www.iecee.org/">http://www.iecee.org/</a>	CH-8225
Nominal voltage UN	125 V		
Nominal current IN	12 A		
mm <sup>2</sup> /AWG/kcmil	1.5		

# PCB terminal block - MKDS 1/ 8-3,81 - 1727078

## Approvals

SEV		<a href="https://www.electrosuisse.ch/de/meta/shop/produktezertifikate.html">https://www.electrosuisse.ch/de/meta/shop/produktezertifikate.html</a>	IK-3542-M1
Nominal voltage UN		125 V	
Nominal current IN		12 A	
mm <sup>2</sup> /AWG/kcmil		1.5	

EAC		B.01742
-----	--	---------

cULus Recognized		<a href="http://database.ul.com/cgi-bin/XYV/template/LISEXT/1FRAME/index.htm">http://database.ul.com/cgi-bin/XYV/template/LISEXT/1FRAME/index.htm</a>	E60425-19770427
	D	B	
Nominal voltage UN	300 V	300 V	
Nominal current IN	10 A	10 A	
mm <sup>2</sup> /AWG/kcmil	30-16	30-16	