




Part of Ant Group Ltd

## ESD Bench Matting - Smooth Finish

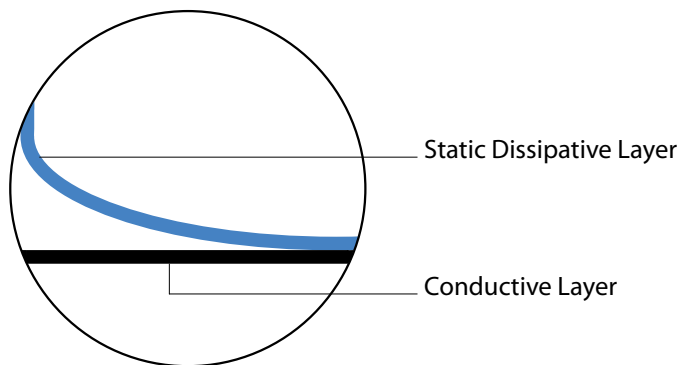
### Features:

Anti-static matting should be laid out in the workshops or advanced laboratories for microelectronic industries such as electronic semi-conduct devices, electronic computers, electronic communication equipment and integrated circuits etc.


- Great value ESD Bench Matting
- Made from anti-static (conductive) and static-dissipative materials with synthetic rubber
- 2mm thick double-layer structure
- Surface layer is a 0.5mm thick static-dissipative layer
- Bottom layer is a 1.5mm conductive layer
- Available in blue, grey or green
- Asian origin



### Construction:



### Colours / Finish:



**Fig 1: Stud Positioning**



### Requesting Cut Mats with Studs:

If ordering pre cut mats and you require studs to be added, please ensure that the position of the stud is specified as per Fig 1.



Part of Ant Group Ltd

## ESD Bench Matting - Smooth Finish

### GROUNDING:

Sufficient ground cords should be used to reliably meet EN 61340-5-1 Table 3 less than  $1 \times 10^9$  ohms for working surfaces. Industry recommendation is that continuous runs of ESD matting should be grounded at 10ft intervals to allow proper charge decay rates. Each individual ESD mat should be grounded with ground snaps located no further than five feet from either end.

### CLEANING:

Please note that contact between the matting surface and any acid or alkali solvent is strictly prohibited (such as Benzene, Alcohol etc), this will result in the antistatic performance wearing away. If cleaning is required, the matting may be wiped with a cloth coated in a neutral solution (such as water).

### GUIDANCE ON USE:

Matting materials have a tendency to shrink slightly when first unrolled. In applications where length is critical, allow the material to relax for at least 4 hours before cutting to size. Matting should always be trimmed with a sharp knife or razor blade.

### CUTTING TOLERANCES:

Width  $\pm 6$ mm

Length  $\pm 6$ mm every linear foot of running material

### RoHS COMPLIANCE:

None of the following materials are intentionally added in manufacturing this product: lead, mercury, cadmium, hexavalent chromium, polybrominated biphenyls (PBB) or polybrominated diphenyl ethers (PBDE) as outlined in the Directive 2002/95/EC Article 4.1.



### Test Results:

	Test Method:	Unit:	Value:
Surface Resistance / $R_{TG}$	SJ/T10694-2004	$\Omega$	$1 \times 10^6 \leq R \leq 1 \times 10^9$
Bottom Resistance / $R_{TT}$	SJ/T10694-2004	$\Omega$	$1 \times 10^3 \leq R \leq 1 \times 10^6$
Volume Resistance	GB/T14437-97	$\Omega$	$1 \times 10^5 \leq R \leq 1 \times 10^8$
Thickness	YY-1001	mm	Permissible Tolerance +0.1
Temperature Resistance	YY-1001	$^{\circ}\text{C}$	180 (Instantaneous Temp)
Temperature	N/A	$^{\circ}\text{C}$	20-26
Relative Humidity	N/A	%	40-65

$R_{TG}$  is the resistance from one point on the mat's surface to the mat's ground point, and is the fundamental electrical test for a mat. A proper  $R_{TG}$  insures that a mat can conduct charge from a point on the surface to the mat ground point. The guideline in ESD STM-4.1 for  $R_{TG}$  is  $1 \times 10^6$  to  $1 \times 10^9$  ohms. ANSI/ESD S-20.20 has an upper limit of  $< 1 \times 10^9$  ohms.

$R_{TT}$  is the resistance from one point on the mat's surface to another point. A proper  $R_{TT}$  insures the consistency of the mat's resistance properties. The ESD STM-4.1 guideline for  $R_{TT}$  is  $> 1 \times 10^6$  ohms.



Part of Ant Group Ltd

## ESD Bench Matting - Smooth Finish

Product Code:	Description:	Size:	Additional Notes:
082-0043	ESD Bench Matting - Smooth Finish	1.2m wide / 10m length roll	Grey
082-0044	ESD Bench Matting - Smooth Finish	1.2m wide / 10m length roll	Blue
082-0056	ESD Bench Matting - Smooth Finish	1.2m wide / 10m length roll	Green
082-0070	ESD Bench Matting - Smooth Finish	600 x 1200mm	Blue
082-0071	ESD Bench Matting - Smooth Finish	600 x 1200mm	Grey
082-0072	ESD Bench Matting - Smooth Finish	600 x 1200mm	Green
067-0060	Stud - Top Left	10mm stud	Each
067-0061	Stud - Top Right	10mm stud	Each
067-0062	Stud - Bottom Left	10mm stud	Each
067-0063	Stud - Bottom Right	10mm stud	Each
067-0064	Stud - All 4 Corners	10mm stud	Qty 4 Studs