



Compact handheld durometer with drag indicator

Features

- Typical application: measurement of penetration (Shore)
- Particularly recommended for internal comparison measurement. Standard calibrations e. g. to DIN 7619-1 are not possible because of very narrow standard tolerances
- **Shore A** rubber, elastomers, neoprene, silicone, vinyl, soft plastics, felt, leather and similar material
- **Shore D** plastics, formica, epoxides, plexiglass etc.
- **Shore A0** foam, sponge etc.
- **Max mode:** Records the peak value using the drag pointer
- Can be attached to the test stands SAUTER TI-AC (for Shore A and A0), TI-D. (for Shore D)
- Delivery in a plastic box
- The measuring tips are not interchangeable

Technical data

- Precision: 3 % of [Max]
- Dimensions W×D×H 60×25×115 mm
- Net weight approx. 160 g
- Screws to screw on to the TI: M7 fine thread
- Material thickness of the sample, min. 4 mm
































Accessories

- Shore comparison plates for testing and calibration of Shore hardness testing devices. By regular comparison, the measuring accuracy increases significantly.
- **7 hardness comparison plates** for Shore A, tolerance up to ± 2 H, SAUTER AHBA-01
 - **3 hardness comparison plates** for Shore D, tolerance up to ± 2 HD, SAUTER AHBD-01
 - **Factory calibration of the comparison plates**, SAUTER 961-170
 - **Test stand** for HBA and HB0, SAUTER TI-AC
 - **Test stand** for HBD, SAUTER TI-D.

STANDARD



Model	Hardness type	Measuring range		Readout	
		[Max] HS	[d] HS	[d] HS	[d] HS
SAUTER					
HBA 100-0.	Shore A	100 HA	1,0 HA		
HB0 100-0.	Shore A0	100 HA0	1,0 HA0		
HBD 100-0.	Shore D	100 HD	1,0 HD		

	Adjusting program (CAL): For quick setting of the balance's accuracy. External adjusting weight required.		Control outputs (optocoupler, digital I/O): to connect relays, signal lamps, valves, etc.		Rechargeable battery pack: rechargeable set.
	Calibration block: standard for adjusting or correcting the measuring device.		Analogue interface: to connect a suitable peripheral device for analogue processing of the measurements.		Mains adapter: 230V/50Hz in standard version for EU. On request GB, AUS or USA version available.
	Peak hold function: capturing a peak value within a measuring process.		Statistics: using the saved values, the device calculates statistical data, such as average value, standard deviation etc.		Power supply: Integrated, 230V/50Hz in EU. More standards e.g. GB, AUS or USA on request.
	Scan mode: continuous capture and display of measurements.		PC Software: to transfer the measurements from the device to a PC.		Motorised drive: The mechanical movement is carried out by an electric motor.
	Push and Pull: the measuring device can capture tension and compression forces.		Printer: a printer can be connected to the device to print out the measurements.		Motorised drive: The mechanical movement is carried out by a synchronous motor (stepper).
	Length measurement: captures the geometric dimensions of a test object or the movement during a test process.		GLP/ISO record keeping: of measurements with date, time and serial number. Only with SAUTER printers.		Fast-Move: the total length of travel can be covered by a single lever movement.
	Focus function: increases the measuring accuracy of a device within a defined measuring range.		Measuring units: Weighing units can be switched to e.g. non-metric at the touch of a key. Please refer to website for more details.		DAkkS calibration possible: The time required for DAkkS calibration is shown in days in the pictogram.
	Internal memory: to save measurements in the device memory.		Measuring with tolerance range (limit-setting function): Upper and lower limiting can be programmed individually. The process is supported by an audible or visual signal, see the relevant model		Factory calibration: The time required for factory calibration is specified in the pictogram.
	Data interface RS-232: bidirectional, for connection of printer and PC.		ZERO: Resets the display to "0".		Package shipment: The time required for internal shipping preparations is shown in days in the pictogram.
	Data interface USB: To connect the balance to a printer, PC or other peripheral devices.		Battery operation: Ready for battery operation. The battery type is specified for each device.		Pallet shipment: The time required for internal shipping preparations is shown in days in the pictogram.
	Data interface Infrared: To transfer data from the balance to a printer, PC or other peripheral devices.				

Your SAUTER specialist dealer: