

Shock-Safe Fuseholder, 5 x 20 / 6.3 x 32 mm, Fingergrip



Socket with Cap to Grip  
**Caps must be ordered separately (see accessories)**

250 VAC · 4 W / 10 A (VDE) 20 / 16 A (UL/CSA)



### Description

- Screw type fuse carrier

### Standards

- IEC 60127-6  
- UL 512  
- CSA C22.2 no. 39


### Approvals

- VDE Certificate Number: 134125  
- UL File Number: E39328  
- CSA File Number: 38456

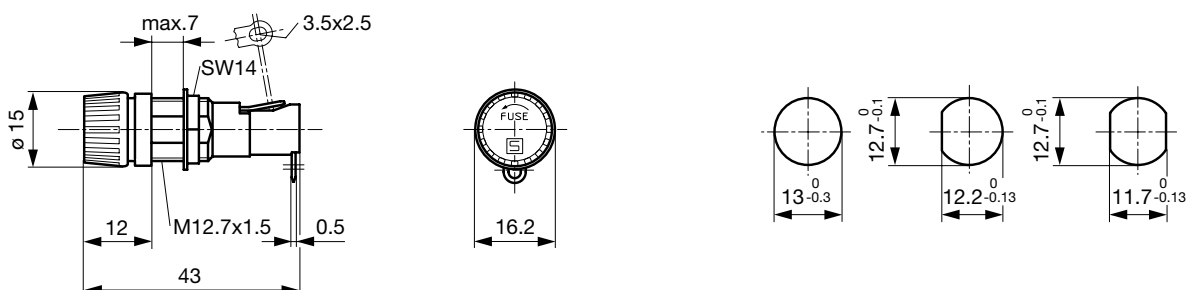
### Weblinks

[pdf-datasheet](#), [html-datasheet](#), [General Product Information](#), [Approvals](#), [CE declaration of conformity](#), [RoHS](#), [CHINA-RoHS](#), [REACH](#), [e-Shop](#), [SCHURTER-Stock-Check](#), [Distributor-Stock-Check](#), [Accessories](#), [Detailed request for product](#)

### Technical Data

Shock-Safe Category	PC2	Soldering Methods	Iron
Fuse-Link	5 x 20 or 6.3 x 32 mm	Solderability	350 °C / 2 sec acc. to IEC 60068-2-20, Test Ta, method 2
Mounting	Panel Mount, Front Side	Resistance to Soldering Heat	350 °C / 10 sec acc. to IEC 60068-2-20, Test Tb, method 2
Mounting	Fixing Nut	Contact Resistance	< 5 mΩ at 20 mV
Terminal	Solder	Dielectric Strength	> 3 kV > 4 kV between L/N-PE (50 Hz; 1 min)
Rated Voltage	250 VAC	Impulse Withstand Voltage	> 4 kV between L-N > 6 kV between L/N-PE
Rated current	10 A (VDE), 20 / 16 A (UL/CSA)	Insulation Resistance	> 10 MΩ between L-N > 100 MΩ between L/N-PE (500 VDC; 1 min)
Rated Power Acceptance IEC	4 W / 10 A @ Ta 23 °C Admissible power acceptance at higher ambient temperature see derating curves	Overvoltage Category	I - III acc. to IEC 60664-1
Degree of Protection	IP 40	Pollution Degree	1 - 3 acc. to IEC 60664-1
Protection Class	Suitable for appliances with protection class I or II acc. to IEC 61140	Admissible Torque on Fixing Nut	max 1.2 Nm
Admissible Ambient Air Temp.	-40 °C to 85 °C	Panel Thickness s	max 7 mm
Climatic Category	40/085/21 acc. to IEC 60068-1		
Material: Socket	Thermoset, black		
Material: Terminals	Tin-Plated Copper Alloy		
Unit Weight	5.5 g / 3.22 g		
Storage Conditions	0 °C to 60 °C, max. 70% r.h.		
Product Marking	 Type, Rated voltage, Rated current, Approvals		

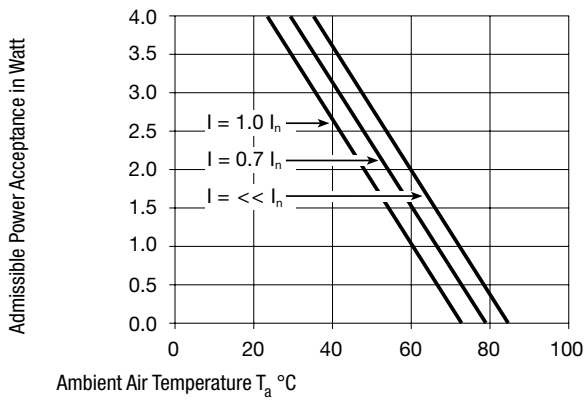
### Dimension



Variant Fingergrip 0031.1801

Mounting holes

## Derating Curves



## All Variants

Holder	Cap	Fuse-Link	Degree of Protection	Remark	Order Number
•	-	5 x 20 or 6.3 x 32mm	IP 40	-	0031.1801
•	Fingergrip	6.3 x 32mm	IP 40	0031.1801 + 0031.1812	0031.1804
•	Fingergrip	5 x 20mm	IP 40	0031.1801 + 0031.1811	0031.1803

Most Popular.

Availability for all products can be searched real-time: <http://www.schurter.com/en/Stock-Check/Stock-Check-SCHURTER>

**Packaging Unit** Bulk (100 pcs.)

## Required Accessory

### Description



**Caps to FEU (Grip)**  
Caps for Holder FEU (Grip)

Fingergrip, 5 x 20 mm, IP 40	0031.1811
Fingergrip, 6.3 x 32 mm, IP 40	0031.1812