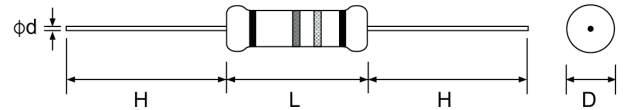




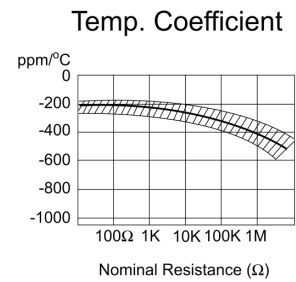
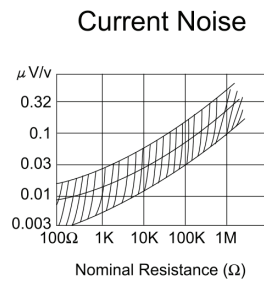
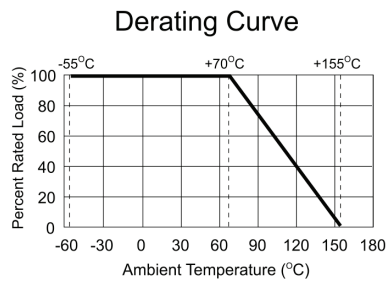
Features:

- Automatically insertable
- High quality performance
- Non-Flame type available
- Cost effective and commonly used



Part No.	Power rating at 70°C	Dimensions (mm)					Resistance Range	Max Working Voltage	Max Overload Voltage	Dielectric Withstanding Voltage
		D Max	L Max	H±3	d ± 0.05	PT				
CR12	1/8W (0.125W)	1.85	3.5	28	0.45	52	1Ω~1MΩ	200	400	400
CR25	1/4W (0.25W)	2.5	6.8	28	0.54 ⁽¹⁾	52	1Ω~10MΩ	250	500	500
CR50	1/2W (0.50W)	3.0	9.0	28	0.54	52	1Ω~10MΩ	350	700	700

Notes: Standard beige base colour



Performance Specifications:

Temperature Coefficient:	$\leq 10\Omega$: $\pm 350\text{PPM}/^\circ\text{C}$ $11\Omega \sim 99\text{K}\Omega$: $0 \sim 450\text{PPM}/^\circ\text{C}$ $100\text{K}\Omega \sim 10\text{M}\Omega$: $0 \sim 1500\text{PPM}/^\circ\text{C}$
Short Time Overload:	$\pm(1.0\% + 0.05\Omega)$ Max, with no evidence of mechanical damage
Insulation Resistance:	Min. 10,000 Mega Ohm
Dielectric Withstanding Voltage:	No evidence of flashover, mechanical damage, arcing or insulation breakdown
Terminal Strength:	No evidence of mechanical damage
Resistance to Soldering Heat:	$\pm(1.0\% + 0.05\Omega)$ Max, with no evidence of mechanical damage
Solderability:	Min. 95% coverage
Temperature Cycling:	$\pm(1.0\% + 0.05\Omega)$ Max, with no evidence of mechanical damage
Load Life in Humidity:	Normal type: $<100\text{K}\Omega$: $\pm(0.3\% + 0.05\Omega)$ Max $\geq 100\text{K}\Omega$: $\pm(0.5\% + 0.05\Omega)$ Max Non-Flame type: $\geq 100\text{K}\Omega$: $\pm(5.0\% + 0.05\Omega)$ Max $\geq 100\text{K}\Omega$: $\pm(10.0\% + 0.05\Omega)$ Max
Load Life:	Normal type: $<56\text{K}\Omega$: $\pm(2.0\% + 0.05\Omega)$ Max $\geq 56\text{K}\Omega$: $\pm(3.0\% + 0.05\Omega)$ Max Non-Flame type: $<100\text{K}\Omega$: $\pm(5.0\% + 0.05\Omega)$ Max $\geq 100\text{K}\Omega$: $\pm(10.0\% + 0.05\Omega)$ Max

