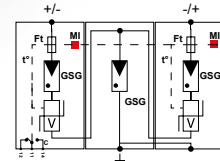
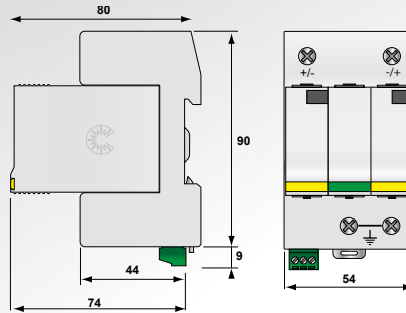




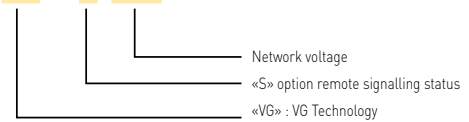
Type 2 PV Surge Protector DS50VGPV-G/51 series



GSG: Gas-filled spark gap
V: High energy MOV
Ft: Thermal fuse
t°: Thermal disconnection mechanism
C: Contact for remote signal
MI: Disconnection indicator

- Type 2 Surge Protector for Photovoltaic
- VG-Technology
- No leakage, no operating currents
- Improved life expectancy
- Impulse currents I_n/I_{max} : 15/40 kA
- Common Mode and Differential protection
- Remote Signalling (option)
- EN 50539-11 compliance
- UL, VDE and OVE approved

DS50VGPVS-xxxG/51



Characteristics

CITEL Model		DS50VGPV-600G/51	DS50VGPV-1000G/51	DS50VGPV-1500G/51
Description		Type 2 PV surge protector - 600 Vdc - VG technology	Type 2 PV surge protector - 1000 Vdc - VG technology	Type 2 PV surge protector - 1500 Vdc - VG technology
Network	Uocstc	PV network 600 Vdc	PV network 1000 Vdc	PV network 1250 Vdc
Connection mode		+/-/PE	+/-/PE	+/-/PE
Protection mode(s)		CM/DM	CM/DM	CM/DM
Max. PV operating voltage	Ucpv	720 Vdc	1200 Vdc	1500 Vdc
Current withstand short circuit PV	Iscpv	1000 A	1000 A	1000 A
Permanent operating current - Leakage current at Ucpv	Icpv	None	None	None
Residual current - Leakage current at Ucpv	Ipe	None	None	None
Nominal discharge current - 15 x 8/20 μ s impulses	In	15 kA	15 kA	15 kA
Max. discharge current - max. withstand @ 8/20 μ s by pole	I _{max}	40 kA	40 kA	40 kA
Total Maximal discharge current - max. total withstand @ 8/20 μ s	I _{total}	60 kA	60 kA	60 kA
Protection level CM/DM @In (8/20 μ s) and @ 6kV (1.2/50 μ s)	Up	2.2/3.4 kV	2.8/5.1 kV	3.4/6.8 kV
Current withstand short circuit PV	Iscpv	1000 A	1000 A	1000 A
Associated disconnectors				
Thermal disconnector		internal		
Fuses		without		
Mechanical characteristics				
Dimensions		see diagram		
Connection to Network		Screw terminals: 2.5-25mm ²		
Disconnection indicator		2 mechanical indicators		
Remote signaling of disconnection		Option DS50VGPVS-600G/51 - output on changeover contact	Option DS50VGPVS-1000G/51 - output on changeover contact	Option DS50VGPVS-1500G/51 - output on changeover contact
Mounting		Symmetrical rail 35 mm (EN60715)		
Operating temperature		-40/+85°C		
Protection rating		IP20		
Housing material		Thermoplastic UL94-V0		
Standards compliance		EN 50539-11		
Certification		EAC	VDE / OVE / EAC / UL	EAC
Part number		481401	481301	481501

* | CM = Common mode (+/PE or -/PE) - DM = Differential mode (+/-)

