



Features:

- 7.5W Small Compact Size
- Single Output - Regulated
- Output Range: 3.3V - 24VDC
- Low Standby Power <0.15W
- Fully Isolated Pri - Sec >4200Vrms
- Insulation: Class II
- Materials: UL94-V0
- Safety: EN61558, EN60950, CE, UL, CB

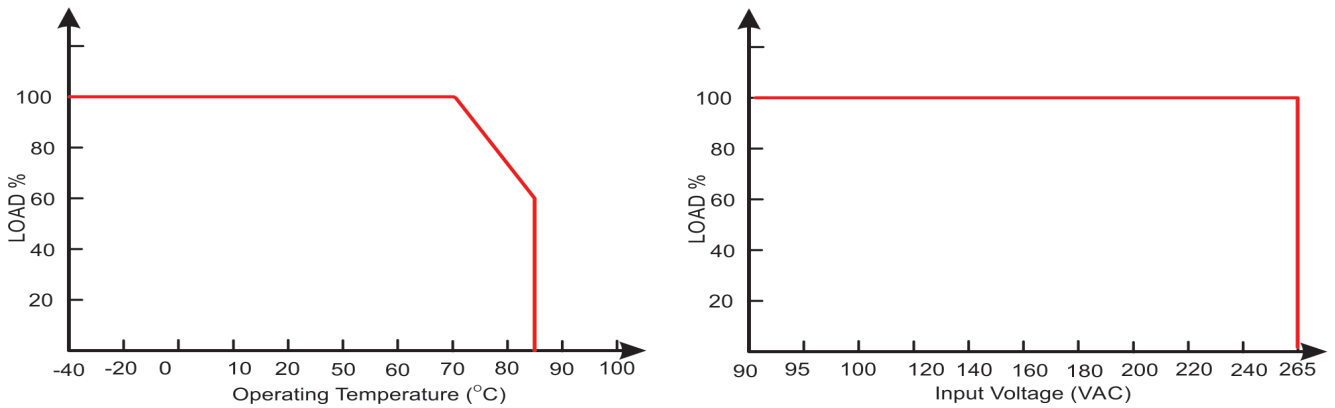
Part Number	Power Rating Watts	Output Voltage (VDC)	Output Current (mA)	Ambient Temp. (°C)	Efficiency Typical	Input Range
VTX-214-0075-103	7.5	3.3	2270	50	>74%	85 - 265VAC (120 - 370VDC)
VTX-214-0075-105	7.5	5	1500	70		
VTX-214-0075-109	7.5	9	830			
VTX-214-0075-112	7.5	12	625			
VTX-214-0075-115	7.5	15	500			
VTX-214-0075-118	7.5	18	420			
VTX-214-0075-124	7.5	24	310			
Note: Other output voltages are available upon request.						

Please contact Vigortronix for any enquiries. Products can be altered to suit custom requirements.
The information contained in this document is subject to change without notice.

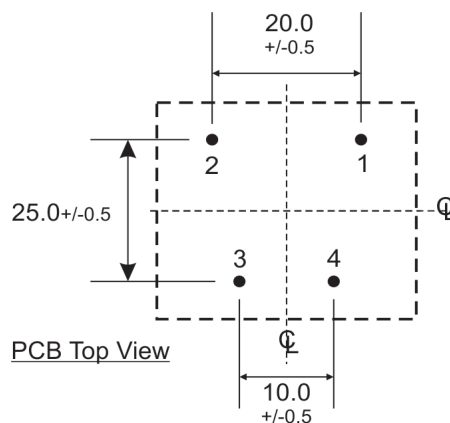
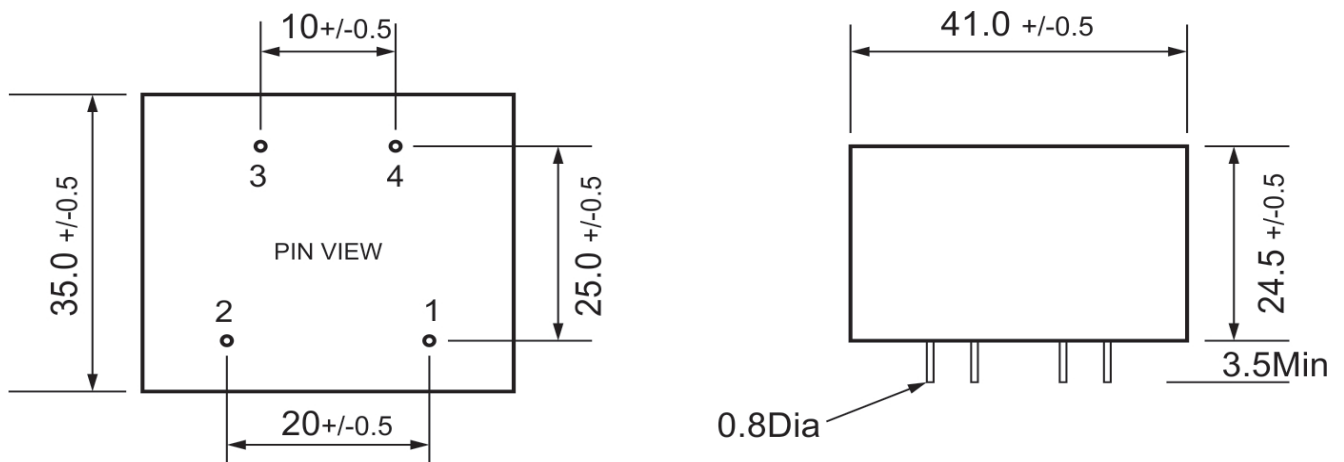
Model: 7.5 Watt		Specification
INPUT Pin 1: L Pin 2: N	Rated Input Voltage	100 - 240V 50/60Hz
	Voltage Range	85 - 265VAC / 47 - 63Hz (120VDC - 370VDC)
	Current	300mA Typical under Load
	Inrush Current	20A Max (240VAC)
	No Load power	0.15W Max
	Leakage Current	0.3mA Max
OUTPUT Pin 3: DC+ Pin 4: DC-	Voltage Accuracy	+/-3%
	Ripple	200mV (Vp-p) Typical
	Noise	<1% Vout Max (Vp-p)
	Efficiency	>74%
	Minimum Load	0
Protection	Over Power	Hiccup mode
	Over Temperature	130-150°C, shut off output voltage, it will recover automatically after the temperature turn to normal
	Short Circuit Protection	Hiccup mode
Dielectric Isolation	Input to Output	4200Vrms, 5mA 1 Min
Environment	Operating Temperature	-20°C - +70°C (Full Load)
	Storage Temperature	-40°C - +105°C
	Humidity	10 - 95% RH
	MTBF	>550,000Hrs @ 25°C (MIL-HDBK-217F)
	Weight	58g
Safety	Agency Approval	EN62368, EN60335, EN61558-2-6, EN61558-2-17, TUV, CB
EMC	EMI	Compliance with EN55032, EN55014 Class B
	EMS	Compliance with EN61000-3-2 Class A, EN61000-3-3, EN61000-4-2,3,4,5,6,11

Please contact Vigortronix for any enquiries. Products can be altered to suit custom requirements.
 The information contained in this document is subject to change without notice.

Derating Graph



Dimensions



Recommended PCB
Hole size: 1.5mm Dia.

Pin 1&2: AC/DC Input
Pin 3: Output DC +V
Pin 4: Output DC 0V

Please contact Vigortronix for any enquiries. Products can be altered to suit custom requirements.
The information contained in this document is subject to change without notice.

Vigortronix, 16 De Havilland Way, Witney, Oxfordshire, OX29 0YG, UK

Tel. +44 (0)1993 777570 Fax. +44 (0)1993 777580 Web. www.vigortronix.com E-mail: sales@vigortronix.com

Vigortronix is a trading name of Vigortronix (UK) Limited