

Printview: THT male header; 0.8 x 0.8 mm solder pin; straight; 100% protected against mismatching; Pin spacing 2.5 mm; 4-pole - Item No.: 733-334



THT male header; 0.8 x 0.8 mm solder pin; straight; 100% protected against mismatching; Pin spacing 2.5 mm; 4-pole

Item No.: 733-334



THT male header; 0.8 x 0.8 mm solder pin; straight; 100% protected against mismatching; Pin spacing 2.5 mm; 4-pole

Marking

RoHS ✓
Compliant

Business data

<i>Supplier</i>	WAGO
<i>Item no.</i>	733-334
<i>GTIN / EAN</i>	4050821035619
<i>Content</i>	1

Notes

Item description: 100% protected against mismatching; only mating halves with the same pole number can be connected together Coding option available Safety information 1: The MULTI CONNECTION SYSTEM (MCS) is designed without breaking capacity for compliance with DIN EN 61984. When used as intended, MCS Connectors shall not be connected/disconnected when live or under load. The circuit design should ensure header pins, which can be touched, are not live when unmated.

Technical data

Miscellaneous

<i>Other versions (or variants) can be requested</i>	<i>Other pole numbers</i>
--	---------------------------

Printview: THT male header; 0.8 x 0.8 mm solder pin; straight; 100% protected against mismatching; Pin spacing 2.5 mm; 4-pole - Item No.: 733-334

Technical data	
<i>Ratings per</i>	<i>IEC/EN 60664-1</i>
<i>Rated voltage (III / 3) [V]</i>	<i>80 [V]</i>
<i>Rated impulse voltage (III / 3) [kV]</i>	<i>2.5 [kV]</i>
<i>Rated voltage (III/2) [V]</i>	<i>160 [V]</i>
<i>Rated impulse voltage (III / 2) [kV]</i>	<i>2.5 [kV]</i>
<i>Rated voltage (II / 2) [V]</i>	<i>320 [V]</i>
<i>Rated impulse voltage (II / 2) [kV]</i>	<i>2.5 [kV]</i>
<i>Rated current [A]</i>	<i>6 [A]</i>
<i>Legend (ratings)</i>	<i>(III / 2) Overvoltage category III / Pollution degree 2</i>
<i>Approvals per</i>	<i>UL 1059</i>
<i>Rated voltage UL (Use Group B) [V]</i>	<i>150 [V]</i>
<i>Rated current UL (Use Group B) [A]</i>	<i>4 [A]</i>
<i>Rated voltage CSA (Use Group B) [V]</i>	<i>150 [V]</i>
<i>Rated current CSA (Use Group B) [A]</i>	<i>4 [A]</i>
<i>No. of poles</i>	<i>4</i>
<i>Number of levels</i>	<i>1</i>
<i>Pin spacing</i>	<i>2.5 mm (0.098 in)</i>
<i>Width</i>	<i>12.5 mm / 0.492 Inch</i>
<i>Height</i>	<i>13.5 mm / 0.531 Inch</i>
<i>Height from the surface</i>	<i>8.9 mm / 0.35 Inch</i>
<i>Depth</i>	<i>7.8 mm / 0.307 Inch</i>
<i>Solder pin length [mm]</i>	<i>4.6 [mm]</i>
<i>Solder pin dimensions</i>	<i>0.8 x 0.8 mm</i>
<i>Drilled hole diameter (tolerance) [mm]</i>	<i>1.1(+ 0.1) [mm]</i>
<i>Contact type (pluggable connector)</i>	<i>Male connector/plug</i>
<i>Connector connection type</i>	<i>for PCBs</i>
<i>Mismatching protection</i>	<i>ja</i>
<i>Mating direction to the PCB [°]</i>	<i>90 [°]</i>
<i>PCB contact</i>	<i>THT</i>
<i>Solder pin arrangement</i>	<i>over the entire male connector, in line</i>
<i>Number of solder pins per potential</i>	<i>1</i>
<i>Color</i>	<i>light gray</i>
<i>Material group</i>	<i>I</i>
<i>Insulating material</i>	<i>Polyamide 66 (PA 66)</i>

Printview: THT male header; 0.8 x 0.8 mm solder pin; straight; 100% protected against mismatching; Pin spacing 2.5 mm; 4-pole - Item No.: 733-334

Technical data	
<i>Flammability class per UL94</i>	<i>V0</i>
<i>Contact material</i>	<i>Electrolytic copper (Ecu)</i>
<i>Contact plating</i>	<i>tin-plated</i>
<i>Fire load [MJ]</i>	<i>0.011 [MJ]</i>
<i>Weight [g]</i>	<i>0.63 [g]</i>
<i>Limit temperature range</i>	<i>-60 ... 100 °C</i>
<i>Packaging type</i>	<i>BOX</i>
<i>Pin spacing from [in]</i>	<i>0.098 [in]</i>
<i>Pin spacing from [mm]</i>	<i>2.5 [mm]</i>
<i>Contact type</i>	<i>Male connector/plug; for PCBs</i>
<i>Product Family</i>	<i>MCS MICRO</i>
<i>Main product function</i>	<i>Male connector/plug</i>
<i>Product type</i>	<i>Pluggable PCB connectors</i>

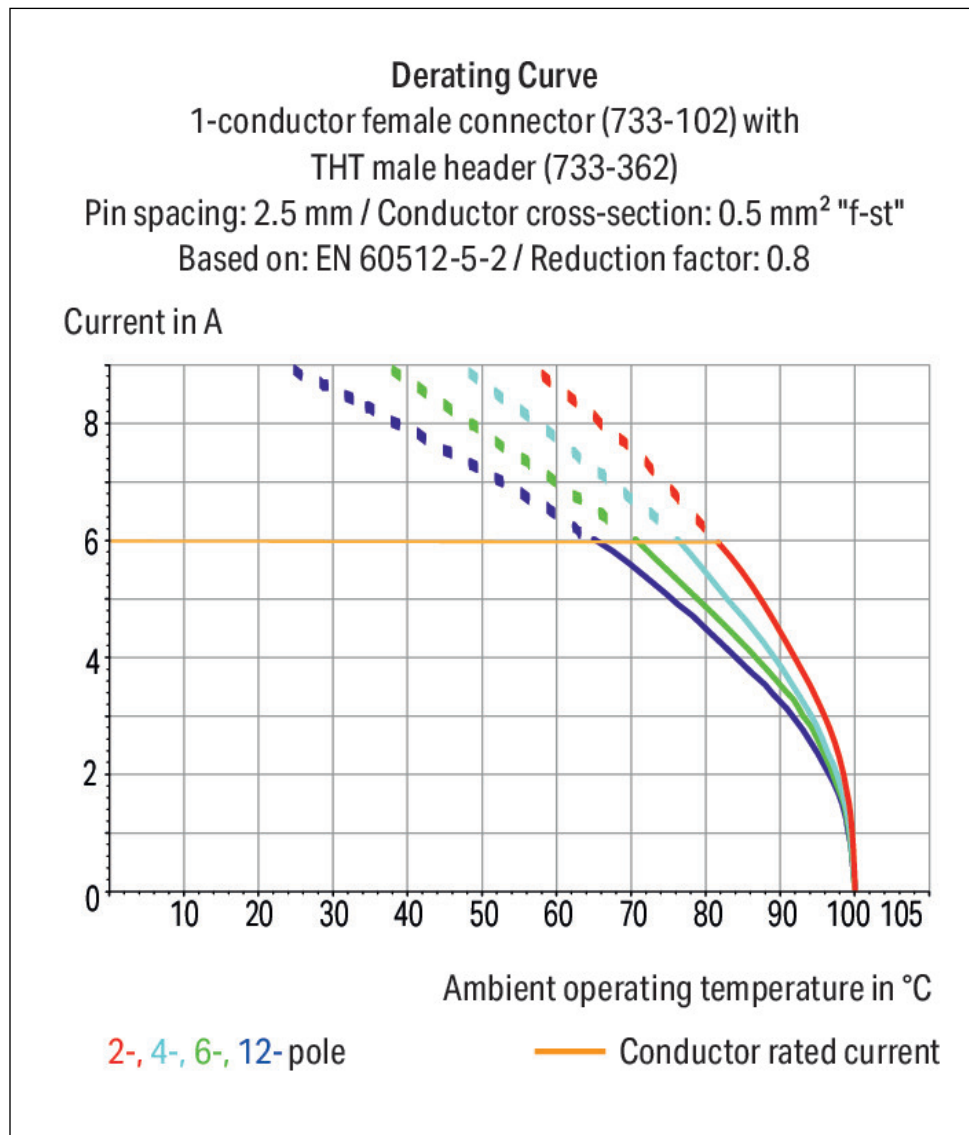
Printview: THT male header; 0.8 x 0.8 mm solder pin; straight; 100% protected against mismatching; Pin spacing 2.5 mm; 4-pole - Item No.: 733-334

Images & drawings


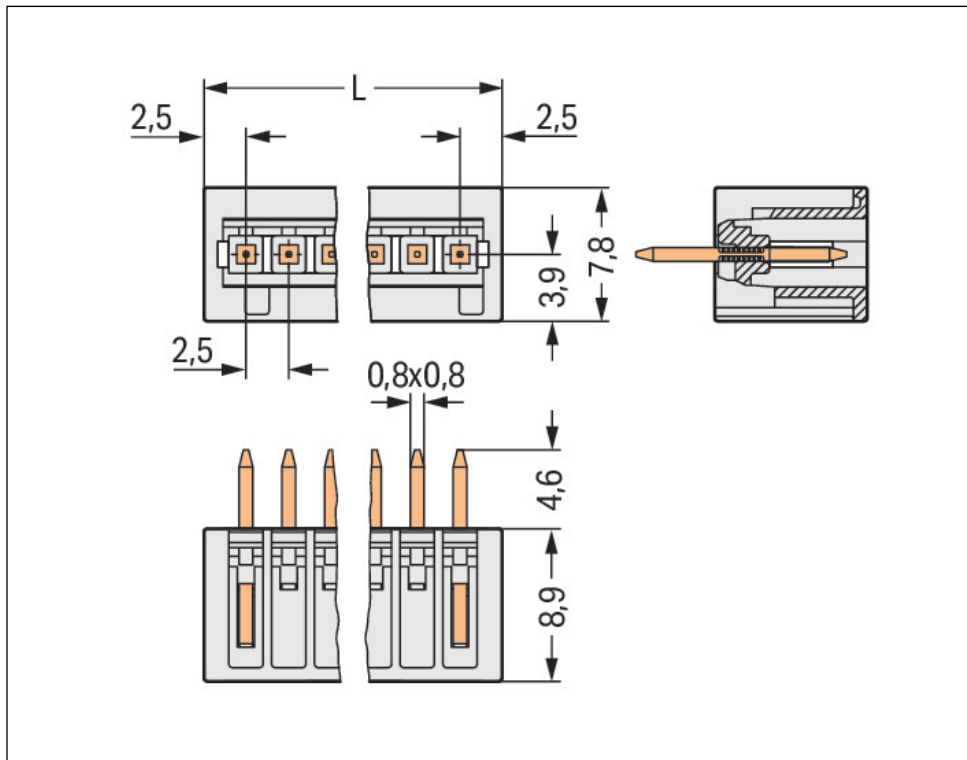


Printview: THT male header; 0.8 x 0.8 mm solder pin; straight; 100% protected against mismatching; Pin spacing 2.5 mm; 4-pole - Item No.: 733-334





Printview: THT male header; 0.8 x 0.8 mm solder pin; straight; 100% protected against mismatching; Pin spacing 2.5 mm; 4-pole - Item No.: 733-334



Printview: THT male header; 0.8 x 0.8 mm solder pin; straight; 100% protected against mismatching; Pin spacing 2.5 mm; 4-pole - Item No.: 733-334

Address

WAGO Kontakttechnik GmbH & Co. KG

Hansastr. 27

32423 Minden

Telefon: 0571/887-0

Fax: 0571/887-169

<http://www.wago.com>

© WAGO Kontakttechnik GmbH & Co. KG

Technische Änderungen und Irrtümer vorbehalten.