



## eCOM pluggable PCB connector with straight solder pins; with gripping plate; 5-pole; Pin spacing 5 mm / 0.197 in

Item No.: 2092-1155



### Marking

RoHS ✓  
Compliant

### Business data

Supplier	WAGO
Item no.	2092-1155
GTIN / EAN	4050821163589
Content	1

### Notes

*Item description: Universal connection for all conductor types Simple, push-in termination of solid and ferruled conductors Easy-to-use design does not require special tools Ability to wire while mated or unmated Integrated test ports for testing parallel to conductor entry Custom-installed solder pins Safety information 1: The picoMAX® pluggable connection system is designed without breaking capacity for compliance with DIN EN 61984. When used as intended, MCS Connectors shall not be connected/disconnected when live or under load. The circuit design should ensure header pins, which can be touched, are not live when unmated.*


### Technical data

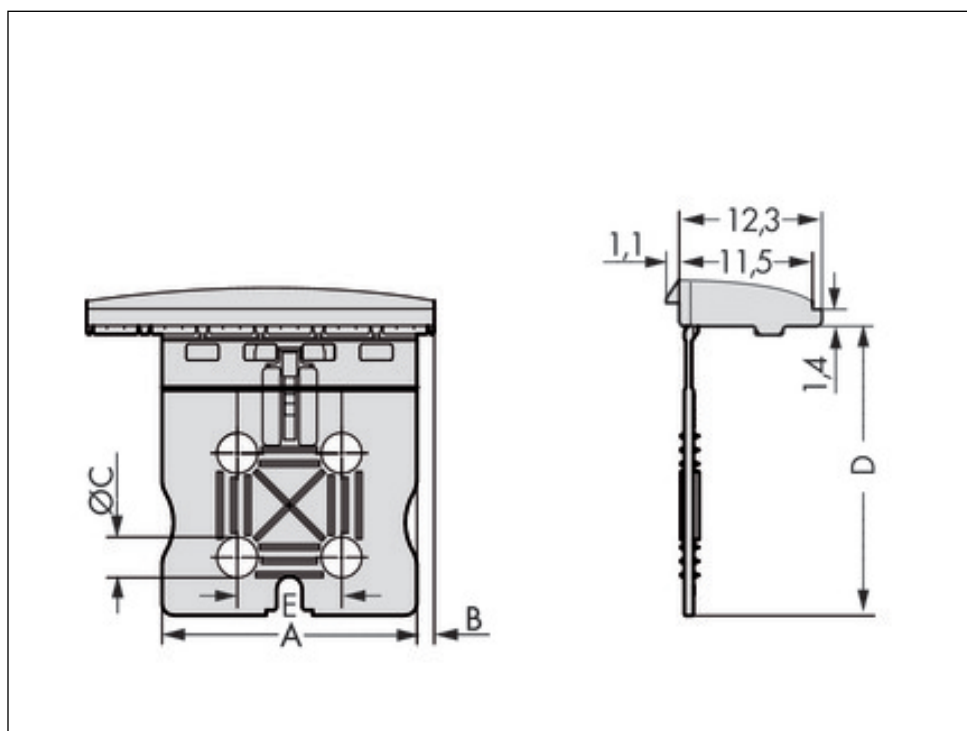
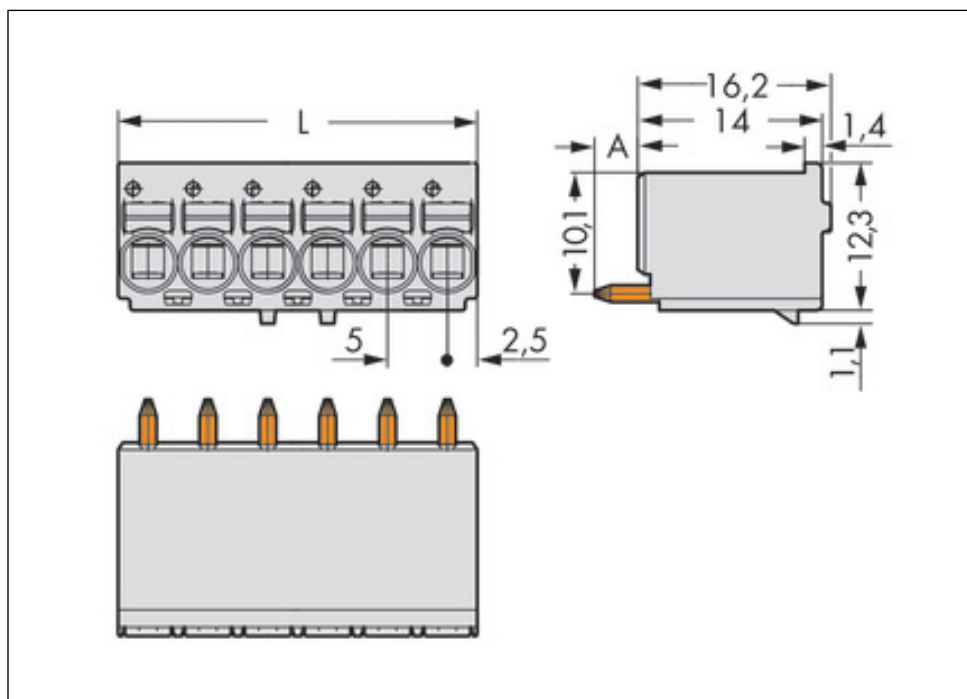
--	--

Technical data	
<i>Ratings per</i>	<i>IEC/EN 60664-1</i>
<i>Rated voltage (III / 3) [V]</i>	<i>250 [V]</i>
<i>Rated impulse voltage (III / 3) [kV]</i>	<i>4 [kV]</i>
<i>Rated voltage (III/2) [V]</i>	<i>320 [V]</i>
<i>Rated impulse voltage (III / 2) [kV]</i>	<i>4 [kV]</i>
<i>Rated voltage (II / 2) [V]</i>	<i>630 [V]</i>
<i>Rated impulse voltage (II / 2) [kV]</i>	<i>4 [kV]</i>
<i>Rated current [A]</i>	<i>16 [A]</i>
<i>Legend (ratings)</i>	<i>(III / 2) Overvoltage category III / Pollution degree 2</i>
<i>No. of poles</i>	<i>5</i>
<i>Total number of connection points</i>	<i>5</i>
<i>Total number of potentials</i>	<i>5</i>
<i>Number of connection types</i>	<i>1</i>
<i>Number of levels</i>	<i>1</i>
<i>Connection technology</i>	<i>Push-in CAGE CLAMP®</i>
<i>Actuation type</i>	<i>Operating lever</i>
<i>Solid conductor</i>	<i>0.2 ... 2.5 mm<sup>2</sup> / 24 ... 12 AWG</i>
<i>Fine-stranded conductor</i>	<i>0.2 ... 2.5 mm<sup>2</sup> / 24 ... 12 AWG</i>
<i>Fine-stranded conductor with ferrule with plastic collar</i>	<i>0.25 ... 1.5 mm<sup>2</sup></i>
<i>Fine-stranded conductor with ferrule without plastic collar</i>	<i>0.25 ... 2.5 mm<sup>2</sup></i>
<i>Strip length</i>	<i>9 ... 10 mm / 0.35 ... 0.39 Inch</i>
<i>Conductor entry angle to the PCB [°]</i>	<i>90 [°]</i>
<i>Pin spacing</i>	<i>5 mm (0.197 in)</i>
<i>Width</i>	<i>25 mm / 0.984 Inch</i>
<i>Height</i>	<i>39 mm / 1.535 Inch</i>
<i>Depth</i>	<i>13.4 mm / 0.528 Inch</i>
<i>Solder pin length [mm]</i>	<i>3.6 [mm]</i>
<i>Solder pin diameter [mm]</i>	<i>1.4 [mm]</i>
<i>Drilled hole diameter (tolerance) [mm]</i>	<i>1.6(+ 0.1) [mm]</i>
<i>Contact type (pluggable connector)</i>	<i>Female connector/socket</i>
<i>Connector connection type</i>	<i>for PCBs</i>
<i>Mismating protection</i>	<i>nein</i>
<i>Mating direction to the PCB [°]</i>	<i>90 [°]</i>
<i>PCB contact</i>	<i>THT</i>

Technical data	
Color	<i>light gray</i>
Material group	<i>I</i>
Insulating material	<i>Polyphthalamide (PPA GF)</i>
Flammability class per UL94	<i>V0</i>
Clamping spring material	<i>Chrome nickel spring steel (CrNi)</i>
Contact material	<i>Electrolytic copper (Ecu)</i>
Contact plating	<i>tin-plated</i>
Fire load [MJ]	<i>0.122 [MJ]</i>
Weight [g]	<i>6.049 [g]</i>
Limit temperature range	<i>-60 ... 100 °C</i>
Pin spacing from [in]	<i>0.197 [in]</i>
Pin spacing from [mm]	<i>5 [mm]</i>
Contact type	<i>Female connector/socket; for PCBs</i>
Product Family	<i>picoMAX eCOM</i>
Main product function	<i>Female connector/socket</i>
Product type	<i>Pluggable PCB connectors</i>

#### Images & drawings





**Address**

WAGO Kontakttechnik GmbH & Co. KG

Hansastr. 27

32423 Minden

Telefon: 0571/887-0

Fax: 0571/887-169

<http://www.wago.com>

© WAGO Kontakttechnik GmbH & Co. KG

Technische Änderungen und Irrtümer vorbehalten.