



**Female connector; 2-pole; Pin spacing 5 mm / 0.197 in; codable; only 1 locking latch; with coding finger; with latch**

Item No.: 231-102/026-000



## Marking

RoHS ✓  
Compliant

## Business data

Supplier	WAGO
Item no.	231-102/026-000
GTIN / EAN	4044918337168
Content	1

## Notes

*Item description: Universal connection for all conductor types Easy cable pre-assembly and on-unit wiring via vertical and horizontal CAGE CLAMP® actuation Integrated test ports Coding option available Safety information 1: The MULTI CONNECTION SYSTEM (MCS) is designed without breaking capacity for compliance with DIN EN 61984. When used as intended, MCS Connectors shall not be connected/disconnected when live or under load. The circuit design should ensure header pins, which can be touched, are not live when unmated.*

## Technical data

### Miscellaneous

Other versions (or variants) can be requested from WAGO Sale	Gold-plated or partially gold-plated contact surfaces
--	---


<b>Technical data</b>	
<i>Ratings per</i>	<i>IEC/EN 60664-1</i>
<i>Rated voltage (III / 3) [V]</i>	<i>320 [V]</i>
<i>Rated impulse voltage (III / 3) [kV]</i>	<i>4 [kV]</i>
<i>Rated voltage (III/2) [V]</i>	<i>320 [V]</i>
<i>Rated impulse voltage (III / 2) [kV]</i>	<i>4 [kV]</i>
<i>Rated voltage (II / 2) [V]</i>	<i>630 [V]</i>
<i>Rated impulse voltage (II / 2) [kV]</i>	<i>4 [kV]</i>
<i>Rated current [A]</i>	<i>16 [A]</i>
<i>Legend (ratings)</i>	<i>(III / 2) Overvoltage category III / Pollution degree 2</i>
<i>Approvals per</i>	<i>UL 1059</i>
<i>Rated voltage UL (Use Group B) [V]</i>	<i>300 [V]</i>
<i>Rated current UL (Use Group B) [A]</i>	<i>15 [A]</i>
<i>Rated voltage UL (Use Group D) [V]</i>	<i>300 [V]</i>
<i>Rated current UL (Use Group D) [A]</i>	<i>10 [A]</i>
<i>Rated voltage CSA (Use Group B) [V]</i>	<i>300 [V]</i>
<i>Rated current CSA (Use Group B) [A]</i>	<i>15 [A]</i>
<i>Rated voltage CSA (Use Group D) [V]</i>	<i>300 [V]</i>
<i>Rated current CSA (Use Group D) [A]</i>	<i>10 [A]</i>
<i>No. of poles</i>	<i>2</i>
<i>Total number of connection points</i>	<i>2</i>
<i>Total number of potentials</i>	<i>2</i>
<i>Number of connection types</i>	<i>1</i>
<i>Number of levels</i>	<i>1</i>
<i>Connection technology</i>	<i>CAGE CLAMP®</i>
<i>Actuation type</i>	<i>Operating tool</i>
<i>Solid conductor</i>	<i>0.08 ... 2.5 mm<sup>2</sup> / 28 ... 12 AWG</i>
<i>Fine-stranded conductor</i>	<i>0.08 ... 2.5 mm<sup>2</sup> / 28 ... 12 AWG</i>
<i>Fine-stranded conductor with ferrule with plastic collar</i>	<i>0.25 ... 1.5 mm<sup>2</sup></i>
<i>Fine-stranded conductor with ferrule without plastic collar</i>	<i>0.25 ... 2.5 mm<sup>2</sup></i>
<i>Strip length</i>	<i>8 ... 9 mm / 0.31 ... 0.35 Inch</i>
<i>Pin spacing</i>	<i>5 mm (0.197 in)</i>
<i>Width</i>	<i>11.5 mm / 0.453 Inch</i>
<i>Height</i>	<i>14.3 mm / 0.563 Inch</i>

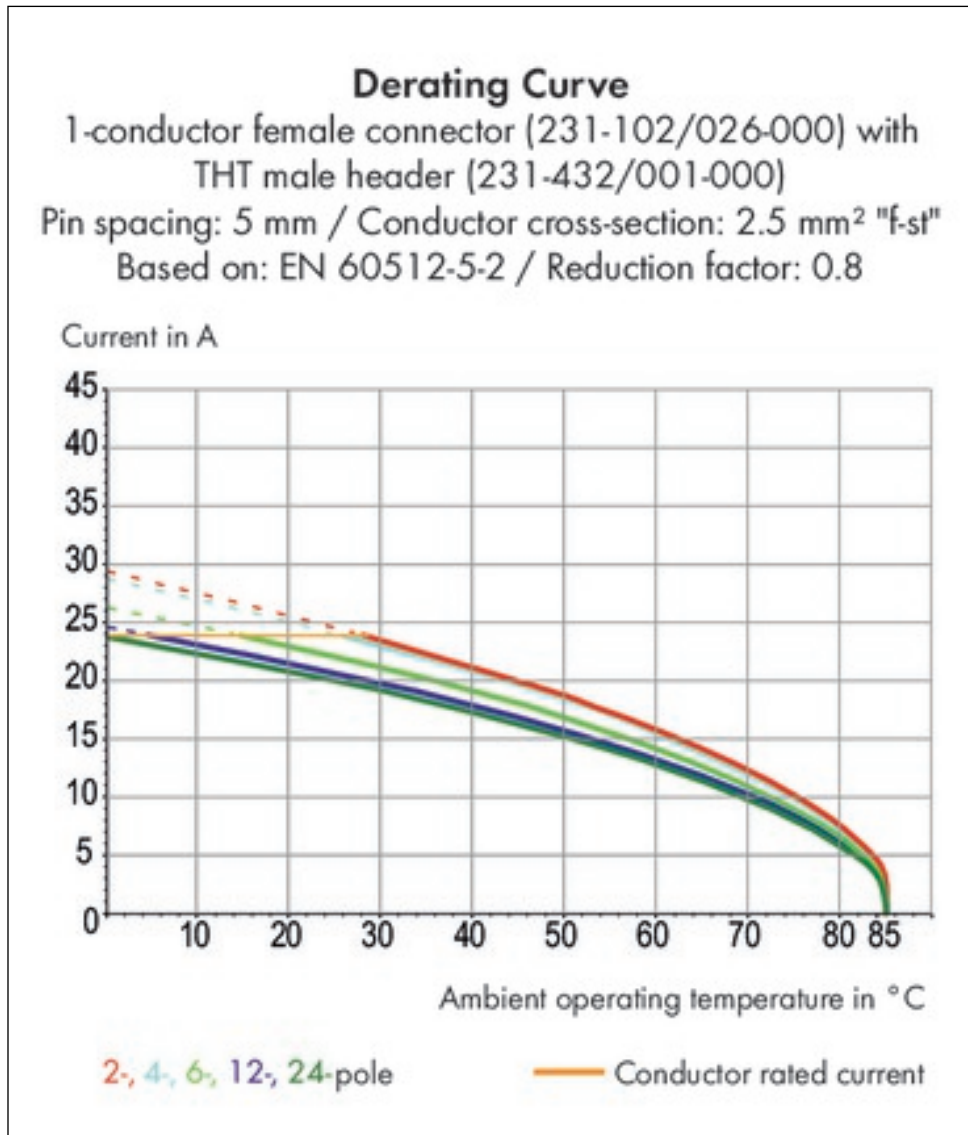
Printview: Female connector; 2-pole; Pin spacing 5 mm / 0.197 in; codable; only 1 locking latch; with coding finger; with latch - Item No.: 231-102/026-000


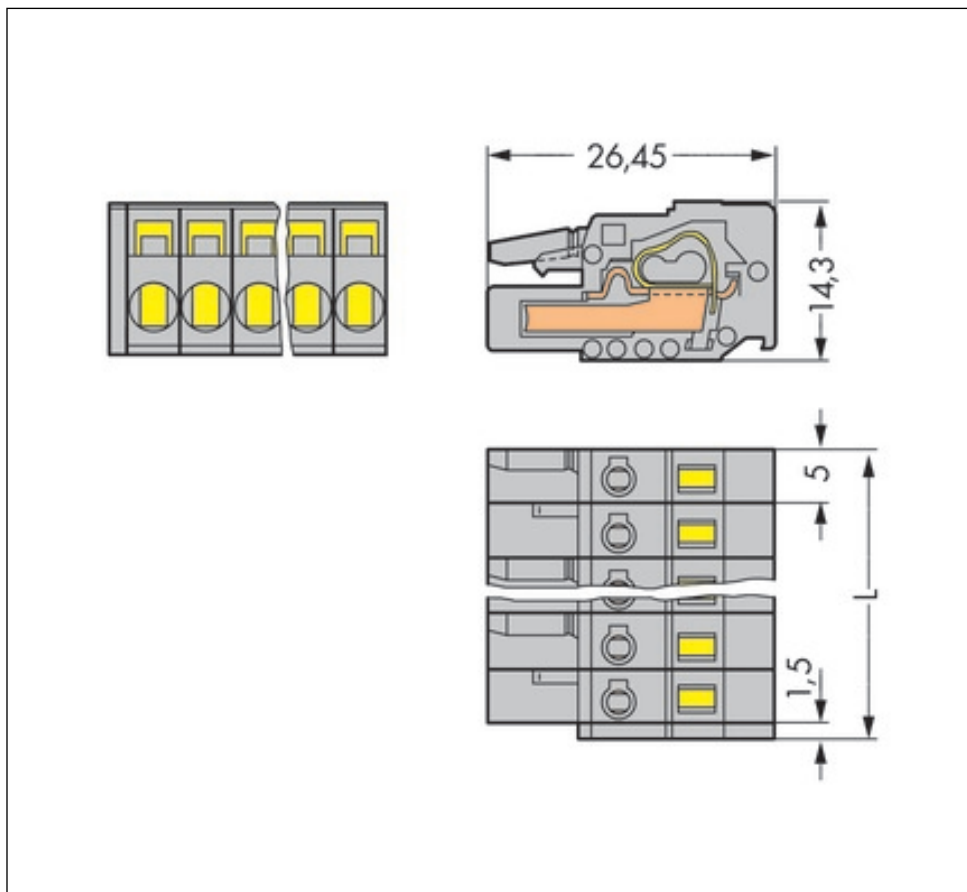
<b>Technical data</b>	
<i>Depth</i>	<i>26.45 mm / 1.041 Inch</i>
<i>Contact type (pluggable connector)</i>	<i>Female connector/socket</i>
<i>Connector connection type</i>	<i>for conductors</i>
<i>Mismating protection</i>	<i>nein</i>
<i>Color</i>	<i>gray</i>
<i>Material group</i>	<i>I</i>
<i>Insulating material</i>	<i>Polyamide 66 (PA 66)</i>
<i>Flammability class per UL94</i>	<i>V0</i>
<i>Clamping spring material</i>	<i>Chrome nickel spring steel (CrNi)</i>
<i>Contact material</i>	<i>Copper alloy</i>
<i>Contact plating</i>	<i>tin-plated</i>
<i>Fire load [MJ]</i>	<i>0.057 [MJ]</i>
<i>Weight [g]</i>	<i>3.775 [g]</i>
<i>Limit temperature range</i>	<i>-60 ... 85 °C</i>
<i>Pin spacing from [in]</i>	<i>0.197 [in]</i>
<i>Pin spacing from [mm]</i>	<i>5 [mm]</i>
<i>Contact type</i>	<i>Female connector/socket; for conductors</i>
<i>Product Family</i>	<i>MCS MIDI Classic</i>
<i>Main product function</i>	<i>Female connector/socket</i>
<i>Product type</i>	<i>Pluggable PCB connectors</i>

Printview: Female connector; 2-pole; Pin spacing 5 mm / 0.197 in; codable; only 1 locking latch; with coding finger; with latch - Item No.: 231-102/026-000

## Images & drawings







**Address**

WAGO Kontakttechnik GmbH & Co. KG

Hansastr. 27

32423 Minden

Telefon: 0571/887-0

Fax: 0571/887-169

<http://www.wago.com>

© WAGO Kontakttechnik GmbH & Co. KG

Technische Änderungen und Irrtümer vorbehalten.