



Female connector; 3-pole; Pin spacing 5.08 mm / 0.2 in; codable; only 1 locking latch; with coding finger

Item No.: 231-303/026-000



Marking

RoHS ✓
Compliant

Business data

| | |
|------------|-----------------|
| Supplier | WAGO |
| Item no. | 231-303/026-000 |
| GTIN / EAN | 4044918345231 |
| Content | 1 |
| | |
| | |

Notes

Item description: Universal connection for all conductor types Easy cable pre-assembly and on-unit wiring via vertical and horizontal CAGE CLAMP® actuation Integrated test ports Coding option available Safety information 1: The MULTI CONNECTION SYSTEM (MCS) is designed without breaking capacity for compliance with DIN EN 61984. When used as intended, MCS Connectors shall not be connected/disconnected when live or under load. The circuit design should ensure header pins, which can be touched, are not live when unmated.

Technical data

Miscellaneous



| | |
|--|---|
| Other versions (or variants) can be requested from WAGO Sale | Gold-plated or partially gold-plated contact surfaces |
|--|---|

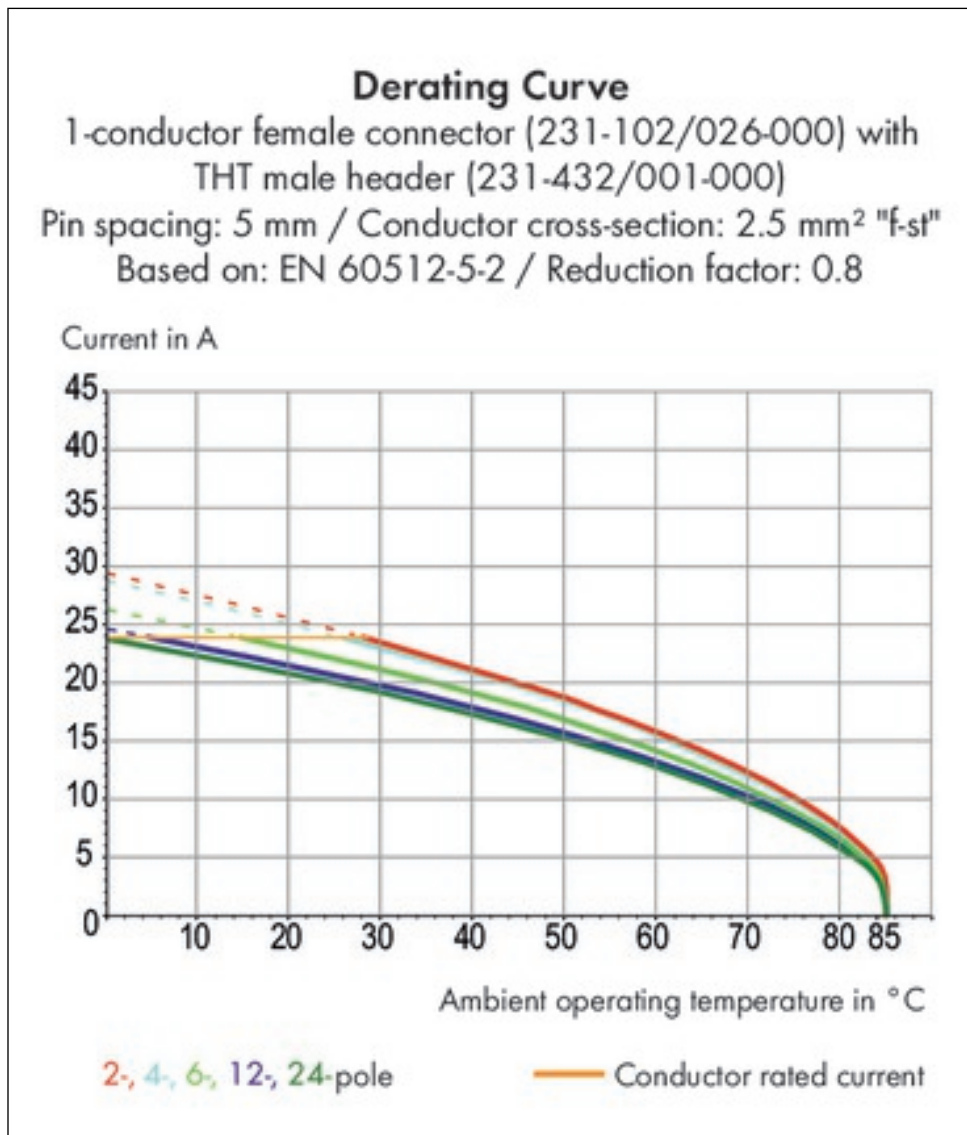
| Technical data | |
|--|--|
| <i>Ratings per</i> | <i>IEC/EN 60664-1</i> |
| <i>Rated voltage (III / 3) [V]</i> | <i>320 [V]</i> |
| <i>Rated impulse voltage (III / 3) [kV]</i> | <i>4 [kV]</i> |
| <i>Rated voltage (III/2) [V]</i> | <i>320 [V]</i> |
| <i>Rated impulse voltage (III / 2) [kV]</i> | <i>4 [kV]</i> |
| <i>Rated voltage (II / 2) [V]</i> | <i>630 [V]</i> |
| <i>Rated impulse voltage (II / 2) [kV]</i> | <i>4 [kV]</i> |
| <i>Rated current [A]</i> | <i>16 [A]</i> |
| <i>Legend (ratings)</i> | <i>(III / 2) Overvoltage category III / Pollution degree 2</i> |
| <i>Approvals per</i> | <i>UL 1059</i> |
| <i>Rated voltage UL (Use Group B) [V]</i> | <i>300 [V]</i> |
| <i>Rated current UL (Use Group B) [A]</i> | <i>15 [A]</i> |
| <i>Rated voltage UL (Use Group D) [V]</i> | <i>300 [V]</i> |
| <i>Rated current UL (Use Group D) [A]</i> | <i>10 [A]</i> |
| <i>Rated voltage CSA (Use Group B) [V]</i> | <i>300 [V]</i> |
| <i>Rated current CSA (Use Group B) [A]</i> | <i>15 [A]</i> |
| <i>Rated voltage CSA (Use Group D) [V]</i> | <i>300 [V]</i> |
| <i>Rated current CSA (Use Group D) [A]</i> | <i>10 [A]</i> |
| <i>No. of poles</i> | <i>3</i> |
| <i>Total number of connection points</i> | <i>3</i> |
| <i>Total number of potentials</i> | <i>3</i> |
| <i>Number of connection types</i> | <i>1</i> |
| <i>Number of levels</i> | <i>1</i> |
| <i>Connection technology</i> | <i>CAGE CLAMP®</i> |
| <i>Actuation type</i> | <i>Operating tool</i> |
| <i>Solid conductor</i> | <i>0.08 ... 2.5 mm² / 28 ... 12 AWG</i> |
| <i>Fine-stranded conductor</i> | <i>0.08 ... 2.5 mm² / 28 ... 12 AWG</i> |
| <i>Fine-stranded conductor with ferrule with plastic collar</i> | <i>0.25 ... 1.5 mm²</i> |
| <i>Fine-stranded conductor with ferrule without plastic collar</i> | <i>0.25 ... 2.5 mm²</i> |
| <i>Strip length</i> | <i>8 ... 9 mm / 0.31 ... 0.35 Inch</i> |
| <i>Pin spacing</i> | <i>5.08 mm (0.2 in)</i> |
| <i>Width</i> | <i>16.74 mm / 0.659 Inch</i> |
| <i>Height</i> | <i>14.3 mm / 0.563 Inch</i> |


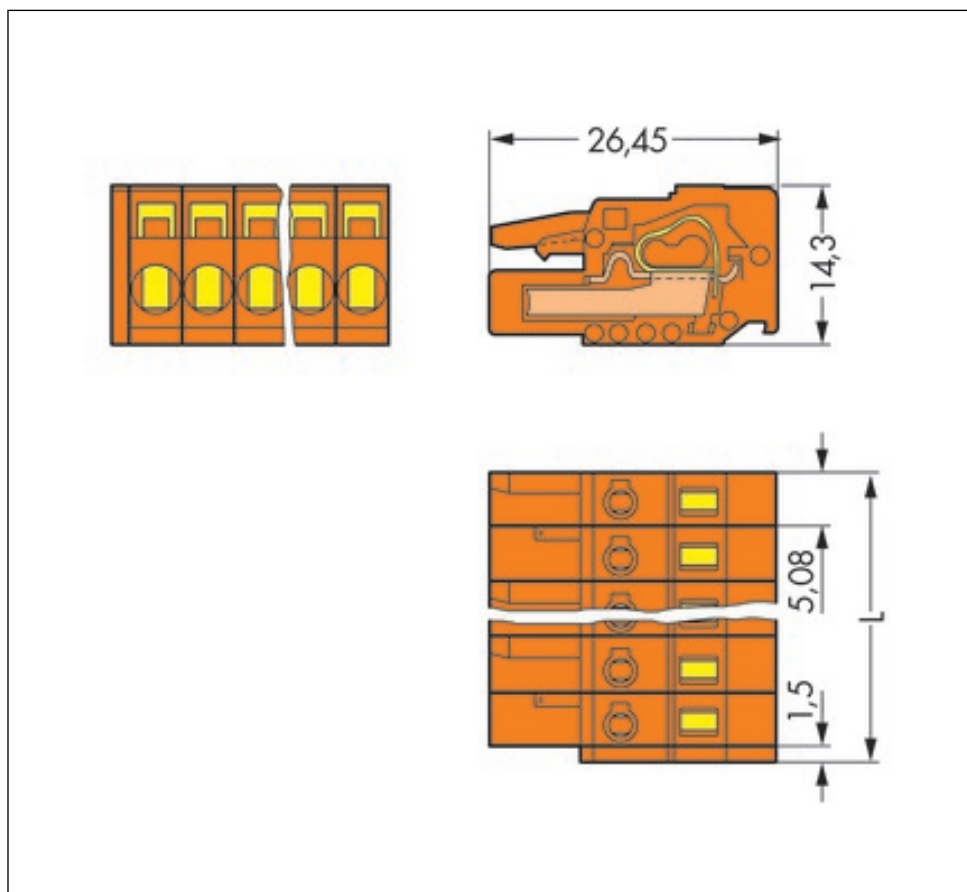
Printview: Female connector; 3-pole; Pin spacing 5.08 mm / 0.2 in; codable; only 1 locking latch; with coding finger - Item No.: 231-303/026-000

| Technical data | |
|---|--|
| <i>Depth</i> | <i>26.45 mm / 1.041 Inch</i> |
| <i>Contact type (pluggable connector)</i> | <i>Female connector/socket</i> |
| <i>Connector connection type</i> | <i>for conductors</i> |
| <i>Mismating protection</i> | <i>nein</i> |
| <i>Color</i> | <i>orange</i> |
| <i>Material group</i> | <i>I</i> |
| <i>Insulating material</i> | <i>Polyamide 66 (PA 66)</i> |
| <i>Flammability class per UL94</i> | <i>V0</i> |
| <i>Clamping spring material</i> | <i>Chrome nickel spring steel (CrNi)</i> |
| <i>Contact material</i> | <i>Copper alloy</i> |
| <i>Contact plating</i> | <i>tin-plated</i> |
| <i>Fire load [MJ]</i> | <i>0.083 [MJ]</i> |
| <i>Weight [g]</i> | <i>5.674 [g]</i> |
| <i>Limit temperature range</i> | <i>-60 ... 85 °C</i> |
| <i>Pin spacing from [in]</i> | <i>0.2 [in]</i> |
| <i>Pin spacing from [mm]</i> | <i>5.08 [mm]</i> |
| <i>Contact type</i> | <i>Female connector/socket; for conductors</i> |
| <i>Product Family</i> | <i>MCS MIDI Classic</i> |
| <i>Main product function</i> | <i>Female connector/socket</i> |
| <i>Product type</i> | <i>Pluggable PCB connectors</i> |

Images & drawings







Printview: Female connector; 3-pole; Pin spacing 5.08 mm / 0.2 in; codable; only 1 locking latch; with coding finger - Item No.: 231-303/026-000

Address

WAGO Kontakttechnik GmbH & Co. KG

Hansastr. 27

32423 Minden

Telefon: 0571/887-0

Fax: 0571/887-169

<http://www.wago.com>

© WAGO Kontakttechnik GmbH & Co. KG

Technische Änderungen und Irrtümer vorbehalten.