



Female connector; with coding finger; with latch

Item No.: 231-308/026-000



Marking

RoHS ✓
Compliant

Business data

Supplier	WAGO
Item no.	231-308/026-000
GTIN / EAN	4044918347228
Content	1

Notes

Item description: Universal connection for all conductor types Easy cable pre-assembly and on-unit wiring via vertical and horizontal CAGE CLAMP® actuation Integrated test ports Coding option available Safety information 1: The MULTI CONNECTION SYSTEM (MCS) is designed without breaking capacity for compliance with DIN EN 61984. When used as intended, MCS Connectors shall not be connected/disconnected when live or under load. The circuit design should ensure header pins, which can be touched, are not live when unmated.

Technical data

Miscellaneous

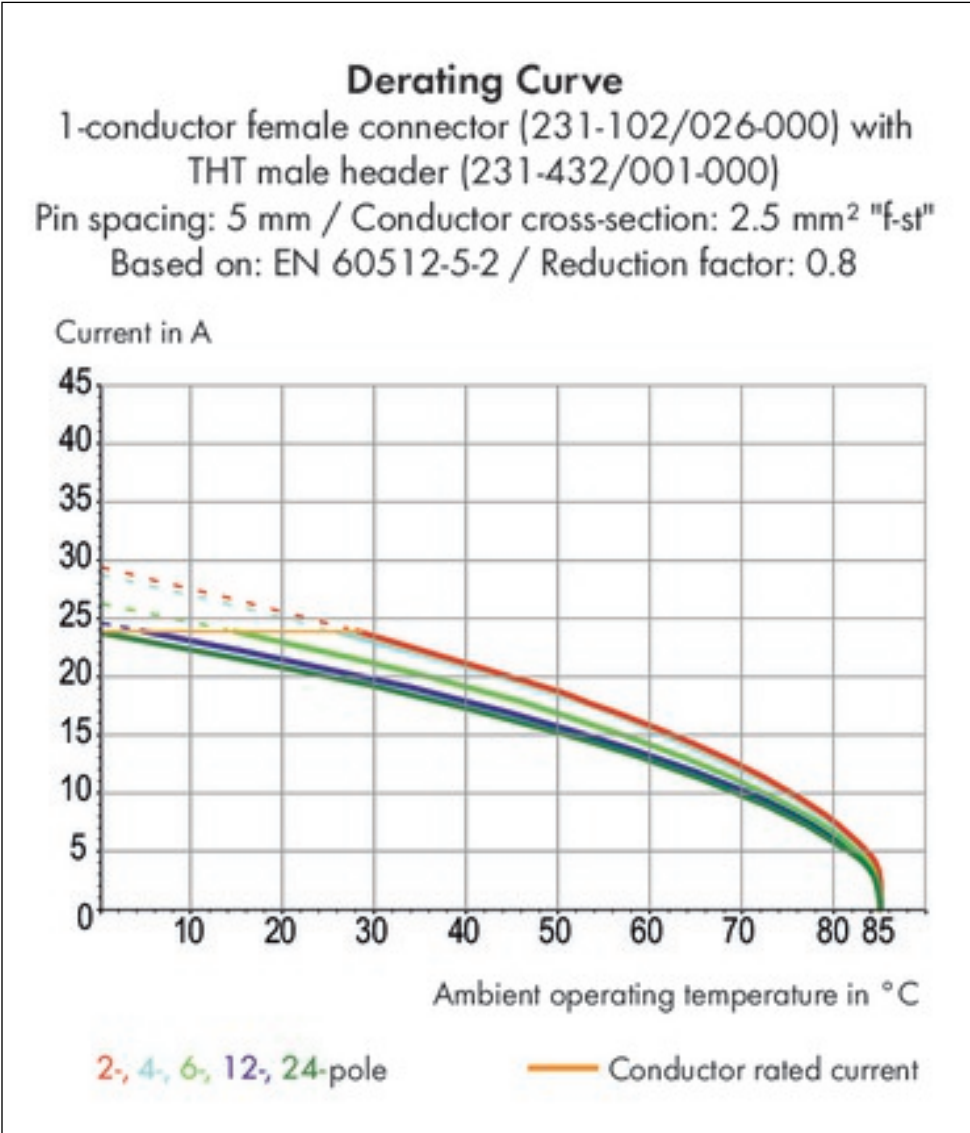
Other versions (or variants) can be requested from WAGO Sale	Gold-plated or partially gold-plated contact surfaces


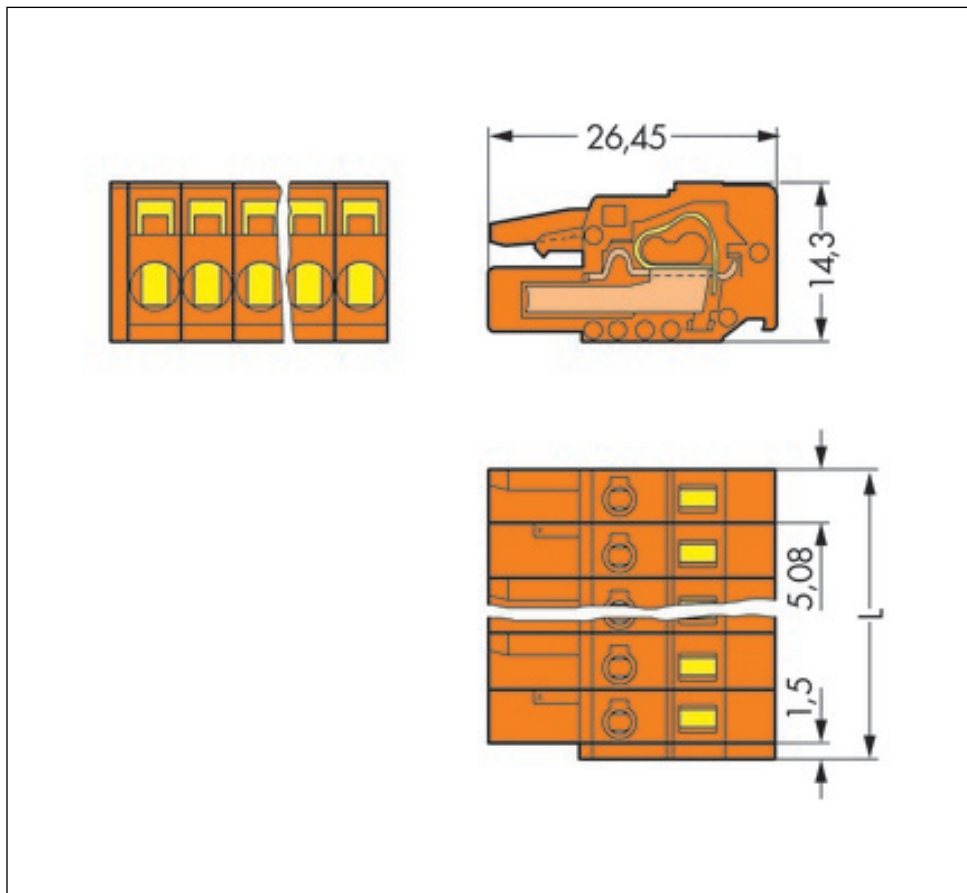
Technical data	
<i>Ratings per</i>	<i>IEC/EN 60664-1</i>
<i>Rated voltage (III / 3) [V]</i>	<i>320 [V]</i>
<i>Rated impulse voltage (III / 3) [kV]</i>	<i>4 [kV]</i>
<i>Rated voltage (III/2) [V]</i>	<i>320 [V]</i>
<i>Rated impulse voltage (III / 2) [kV]</i>	<i>4 [kV]</i>
<i>Rated voltage (II / 2) [V]</i>	<i>630 [V]</i>
<i>Rated impulse voltage (II / 2) [kV]</i>	<i>4 [kV]</i>
<i>Rated current [A]</i>	<i>16 [A]</i>
<i>Legend (ratings)</i>	<i>(III / 2) Overvoltage category III / Pollution degree 2</i>
<i>Approvals per</i>	<i>UL 1059</i>
<i>Rated voltage UL (Use Group B) [V]</i>	<i>300 [V]</i>
<i>Rated current UL (Use Group B) [A]</i>	<i>15 [A]</i>
<i>Rated voltage UL (Use Group D) [V]</i>	<i>300 [V]</i>
<i>Rated current UL (Use Group D) [A]</i>	<i>10 [A]</i>
<i>Rated voltage CSA (Use Group B) [V]</i>	<i>300 [V]</i>
<i>Rated current CSA (Use Group B) [A]</i>	<i>15 [A]</i>
<i>Rated voltage CSA (Use Group D) [V]</i>	<i>300 [V]</i>
<i>Rated current CSA (Use Group D) [A]</i>	<i>10 [A]</i>
<i>No. of poles</i>	<i>8</i>
<i>Total number of connection points</i>	<i>8</i>
<i>Total number of potentials</i>	<i>8</i>
<i>Number of connection types</i>	<i>1</i>
<i>Number of levels</i>	<i>1</i>
<i>Connection technology</i>	<i>CAGE CLAMP®</i>
<i>Actuation type</i>	<i>Operating tool</i>
<i>Solid conductor</i>	<i>0.08 ... 2.5 mm² / 28 ... 12 AWG</i>
<i>Fine-stranded conductor</i>	<i>0.08 ... 2.5 mm² / 28 ... 12 AWG</i>
<i>Fine-stranded conductor with ferrule with plastic collar</i>	<i>0.25 ... 1.5 mm²</i>
<i>Fine-stranded conductor with ferrule without plastic collar</i>	<i>0.25 ... 2.5 mm²</i>
<i>Strip length</i>	<i>8 ... 9 mm / 0.31 ... 0.35 Inch</i>
<i>Pin spacing</i>	<i>5.08 mm (0.2 in)</i>
<i>Width</i>	<i>42.14 mm / 1.659 Inch</i>
<i>Height</i>	<i>14.3 mm / 0.563 Inch</i>
<i>Depth</i>	<i>26.45 mm / 1.041 Inch</i>
<i>Contact type (pluggable connector)</i>	<i>Female connector/socket</i>

Technical data	
<i>Connector connection type</i>	<i>for conductors</i>
<i>Mismating protection</i>	<i>nein</i>
<i>Color</i>	<i>orange</i>
<i>Material group</i>	<i>I</i>
<i>Insulating material</i>	<i>Polyamide 66 (PA 66)</i>
<i>Flammability class per UL94</i>	<i>V0</i>
<i>Clamping spring material</i>	<i>Chrome nickel spring steel (CrNi)</i>
<i>Contact material</i>	<i>Copper alloy</i>
<i>Contact plating</i>	<i>tin-plated</i>
<i>Fire load [MJ]</i>	<i>0.208 [MJ]</i>
<i>Weight [g]</i>	<i>14.659 [g]</i>
<i>Limit temperature range</i>	<i>-60 ... 85 °C</i>
<i>Pin spacing from [in]</i>	<i>0.2 [in]</i>
<i>Pin spacing from [mm]</i>	<i>5.08 [mm]</i>
<i>Contact type</i>	<i>Female connector/socket; for conductors</i>
<i>Product Family</i>	<i>MCS MIDI Classic</i>
<i>Main product function</i>	<i>Female connector/socket</i>
<i>Product type</i>	<i>Pluggable PCB connectors</i>

Images & drawings







Address

WAGO Kontakttechnik GmbH & Co. KG

Hansastr. 27

32423 Minden

Telefon: 0571/887-0

Fax: 0571/887-169

<http://www.wago.com>

© WAGO Kontakttechnik GmbH & Co. KG

Technische Änderungen und Irrtümer vorbehalten.