



Triple-deck terminal block; Through/through/through terminal block; N/N/N; with marker carrier; blue housing; suitable for Ex e II applications; suitable for Ex i applications

Item No.: 2002-3234



## Marking

RoHS ✓  
Compliant

## Business data

|            |               |
|------------|---------------|
| Supplier   | WAGO          |
| Item no.   | 2002-3234     |
| GTIN / EAN | 4045454468835 |
| Content    | 1             |
|            |               |
|            |               |

## Notes

## Technical data

### Miscellaneous

|                                      |                  |
|--------------------------------------|------------------|
|                                      |                  |
| Ratings per                          | IEC/EN 60947-7-1 |
| Rated voltage (III / 3) [V]          | 500 [V]          |
| Rated impulse voltage (III / 3) [kV] | 6 [kV]           |
| Rated current [A]                    | 24 [A]           |

| <b>Technical data</b>  |   |
|--|---|
| Rated current (2) [A]  | 28 [A]  |
| Rated voltage EN (Ex e II) [V]                               | 440 [V]   |
| Rated current (Ex e II) [A]                                  | 19 [A]  |
| Rated current (Ex e II) with jumper [A]                      | 17 [A]  |
| Legend (ratings)   | (III / 3) Overvoltage category III / Pollution degree 3 |
| Type of wiring   | Front-entry wiring                                      |
| Total number of connection points                            | 6   |
| Total number of potentials                                   | 3   |
| Number of levels   | 3   |
| Connection technology  | Push-in CAGE CLAMP®                                     |
| Number of connection points (connection type)                | 3   |
| Actuation type   | Push-in   |
| Connectable conductor materials                              | Copper  |
| Nominal cross section  | 2.5 mm <sup>2</sup>                                     |
| Solid conductor  | 0.25 ... 4 mm <sup>2</sup> / 22 ... 12 AWG              |
| Solid conductor, push-in termination                         | 0.75 ... 4 mm <sup>2</sup> / 18 ... 12 AWG              |
| Fine-stranded conductor                                      | 0.25 ... 4 mm <sup>2</sup> / 22 ... 12 AWG              |
| Fine-stranded conductor with ferrule, push-in termination, f | 0.75 mm <sup>2</sup> / 18 AWG                           |
| Strip length   | 10 ... 12 mm / 0.39 ... 0.47 Inch                       |
| Number of connection points (connection type 2)              | 3   |
| Width  | 5.2 mm / 0.205 Inch                                     |
| Height from upper-edge of DIN-35 rail                        | 81.3 mm / 3.201 Inch                                    |
| Depth  | 93.3 mm / 3.673 Inch                                    |
| Design   | horizontal  |
| Type of mounting   | Carrier rail 35 x 15                                    |
| Potential marking  | N/N/N   |
| Marking level  | Center/side marking                                     |
| Color  | blue  |
| Insulating material  | Polyamide 66 (PA 66)                                    |
| Fire load [MJ]   | 0.336 [MJ]  |
| Weight [g]   | 17.528 [g]  |
| Product Family   | TOPJOB® S   |
| Main product function  | Multilevel terminal blocks                              |

Printview: Triple-deck terminal block; Through/through/through terminal block; N/N/N; with marker carrier; blue housing; suitable for Ex e II applications; suitable for Ex i applications - Item No.: 2002-3234

---

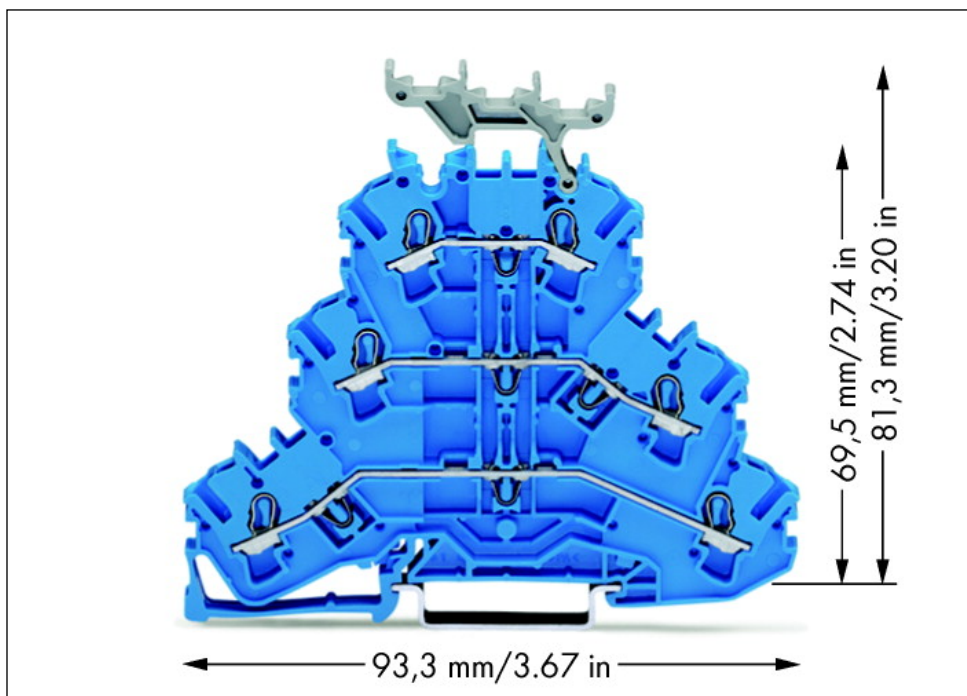

**Technical data**

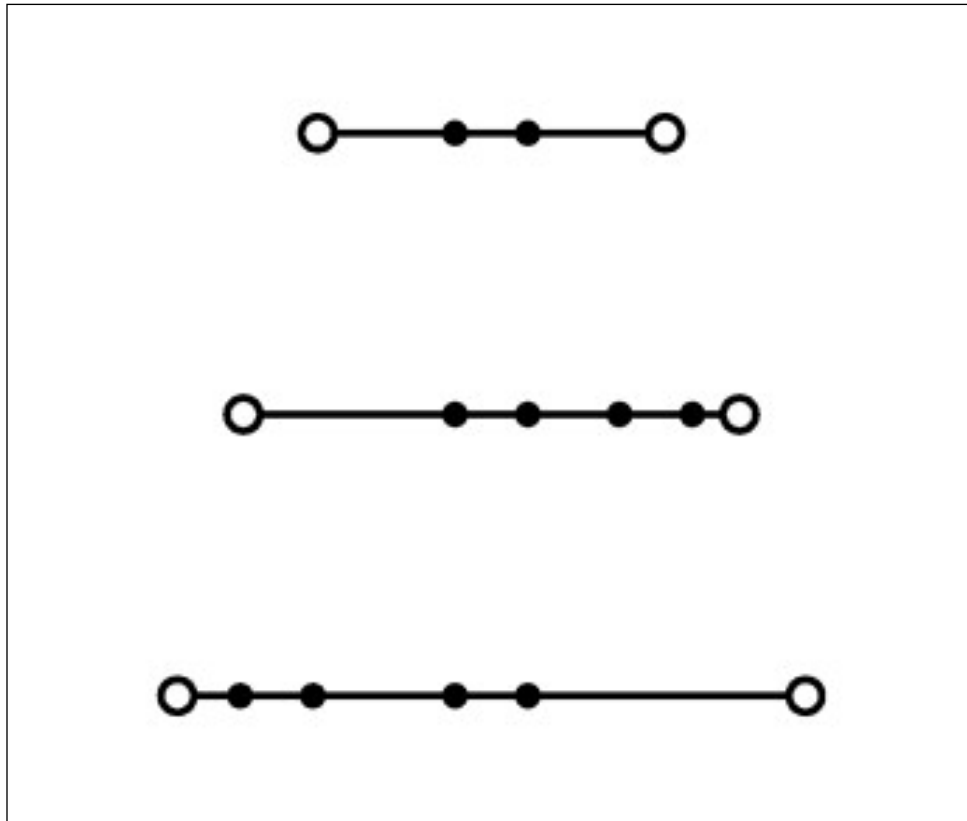
*Product type*

*Through rail-mount term. blocks*

Images & drawings







#### Address

WAGO Kontakttechnik GmbH & Co. KG

Hansastr. 27

32423 Minden

Telefon: 0571/887-0

Fax: 0571/887-169

<http://www.wago.com>

© WAGO Kontakttechnik GmbH & Co. KG

Technische Änderungen und Irrtümer vorbehalten.