
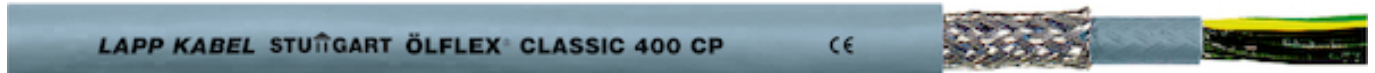


U.I. Lapp GmbH	<b>PRODUCT INFORMATION</b>	
	<b>ÖLFLEX® CLASSIC 400 CP</b>	12.09.2012

Screened and abrasion-resistant control cables with PUR sheath for increased application requirements  
Increased durability under harsh conditions thanks to robust PUR outer sheath  
Resistant to contact with many mineral oil-based lubricants, diluted acids, aqueous alkaline solutions and other chemical media  
Copper braiding screens the cable against electromagnetic interference



### Info

High mechanical strength  
Good oil resistance  
EMC compliant copper screening

### Application range

Machine tools  
Industrial machinery  
Measurement, control and electrical applications  
Very suitable for oily wet areas within machinery and production lines that are subject to normal mechanical stress  
Outdoor use is possible within the indicated operating temperature range

### Design

Fine-wire strand made of bare copper wires  
Core insulation: special PVC  
Cores twisted in layers  
PVC inner sheath, grey  
Tinned-copper braiding  
Special polyurethane outer sheath (PUR)  
Sheath colour: silver grey (RAL 7001)

### Product features

High oil-resistance  
Abrasion and notch-resistant  
EMC-compliant  
Low-adhesive surface  
Resistant to hydrolysis and microbes

### Remark

Unless specified otherwise, the shown product values are nominal values. Detailed values (e.g. tolerances) are available upon request.

Copper price basis: EUR 150/100kg. Refer to Appendix T17 for the definition and calculation of copper-related surcharges.

Please find our standard lengths at: [www.lappkabel.de/en/cable-standardlengths](http://www.lappkabel.de/en/cable-standardlengths)


Packaging size: coil ≤ 30 kg or ≤ 250 m, otherwise drum

Please specify the preferred type of packaging (e.g. 1 x 500 m drum or 5 x 100 m coils).

DESINA® is a registered trademark of the German Machine Tool Builders' Association

Photographs are not to scale and do not represent detailed images of the respective products.

Product Management	Document: LAPP_PRO33EN.pdf	1 / 4
--------------------	----------------------------	-------

U.I. Lapp GmbH	<b>PRODUCT INFORMATION</b>	
	<b>ÖLFLEX® CLASSIC 400 CP</b>	<b>12.09.2012</b>

**Technical Data**

Core identification code:	Black with white numbers acc. to VDE 0293
Based on:	Based on VDE 0281 und 0282
Specific insulation resistance:	> 20 GOhm x cm
Conductor stranding:	Fine wire according to VDE 0295, class 5/IEC 60228 class 5
Minimum bending radius:	Occasional flexing: 20 x outer diameter Fixed installation: 6 x outer diameter
Nominal voltage:	U <sub>0</sub> /U: 300/500 V
Test voltage:	4000 V
Protective conductor:	G = with GN-YE protective conductor X = without protective conductor
Temperature range:	Occasional flexing: -5°C to +70°C Fixed installation: -40°C to +80°C

Product Management	Document: LAPP_PRO33EN.pdf	2 / 4
--------------------	----------------------------	-------

## ÖLFLEX® CLASSIC 400 CP

12.09.2012

Part number	Number of cores and mm <sup>2</sup> per conductor	Outer diameter (mm)	Copper index (kg/km)	Weight (kg/km)
ÖLFLEX® CLASSIC 400 CP				
1313852	2 X 0,75	7,4	45.0	85
1313103	3 G 0,75	7,9	52.0	99
1313853	3 X 0,75	7,9	52.0	99
1313104	4 G 0,75	8,4	77.0	114
1313854	4 X 0,75	8,4	77.0	114
1313105	5 G 0,75	8,9	84.0	130
1313855	5 X 0,75	8,9	84.0	130
1313107	7 G 0,75	9,7	92.0	161
1313857	7 X 0,75	9,7	92.0	161
1313112	12 G 0,75	12,3	138.0	245
1313118	18 G 0,75	14,5	219.0	354
1313125	25 G 0,75	16,6	277.0	463
1313134	34 G 0,75	18,9	420.0	598
1313141	41 G 0,75	20,6	500.0	725
1313902	2 X 1,0	7,9	50.0	97
1313203	3 G 1,0	8,2	77.0	111
1313903	3 X 1,0	8,2	77.0	111
1313204	4 G 1,0	8,7	87.0	129
1313904	4 X 1,0	8,7	87.0	129
1313205	5 G 1,0	9,5	90.0	152
1313207	7 G 1,0	10,2	110.0	184
1313212	12 G 1,0	13,3	194.0	306
1313218	18 G 1,0	15,5	267.0	417
1313225	25 G 1,0	17,5	379.0	541
1313234	34 G 1,0	20,3	516.0	735
1313241	41 G 1,0	22,0	610.0	860
1313952	2 X 1,5	8,5	77.0	116
1313303	3 G 1,5	8,9	85.0	135
1313953	3 X 1,5	8,9	85.0	135
1313304	4 G 1,5	9,6	100.0	162

## ÖLFLEX® CLASSIC 400 CP

12.09.2012

Part number	Number of cores and mm <sup>2</sup> per conductor	Outer diameter (mm)	Copper index (kg/km)	Weight (kg/km)
1313954	4 X 1,5	9,6	100.0	162
1313305	5 G 1,5	10,3	120.0	187
1313955	5 X 1,5	10,3	120.0	187
1313307	7 G 1,5	11,3	152.0	236
1313957	7 X 1,5	11,3	152.0	236
1313312	12 G 1,5	14,8	267.0	392
1313318	18 G 1,5	17,2	400.0	536
1313325	25 G 1,5	20,1	572.0	742
1313334	34 G 1,5	21,9	754.0	960
1313341	41 G 1,5	24,7	874.0	1118
1313403	3 G 2,5	10,3	121.0	191
1313404	4 G 2,5	11,3	163.0	232
1313405	5 G 2,5	12,6	199.0	282
1313407	7 G 2,5	13,9	261.0	370
1313412	12 G 2,5	17,2	470.0	580
1313504	4 G 4	13,4	238.0	345
1313505	5 G 4	14,7	279.0	412
1313604	4 G 6	15,8	318.0	483
1313605	5 G 6	17,3	370.0	576
1313614	4 G 10	19,0	558.0	733
1313624	4 G 16	22,2	804.0	1340