


General Purpose Power Relay, Non-Latching, SPST-NO, 12VDC & 24VDC, 7A



DESCRIPTION

General Purpose Miniature Non-Latching SPST-NO Power Relays. These general purpose, single pole, through hole mounting power relays are designed for switching control signals within circuits.

DISTINCTIVE FEATURES

- Miniature Size
- Slim Case
- Fully Sealed Construction
- Non-Latching
- SPST-NO Contact Configuration
- Contact Form: 1 Form A
- PCB Mounting

APPLICATIONS

The small dimensions of these miniature relays make them suitable for a wide range of applications including automotive electronics, automation control, measurement, and industrial equipment.

7A

UL

VDE

CQC

SPST-NO



ELECTRICAL SPECIFICATION

Contact Form	1 Form A (SPST)	
Contact Rating		GP: 7A 250VAC, 10A 250VAC TV-5 250VAC
Contact Resistance	Maximum	100mΩ (6VDC 1A)
Insulation Resistance	Minimum	1000MΩ 500VDC
Load	Maximum Switching Voltage	277VAC/30VDC
	Maximum Switching Current	10A
	Maximum Switching Power	2500VA, 300W
	Minimum Switching Load	5VDC, 100mA
Dielectric Strength	Between open contacts	1,000VAC, 1min
	Between coil and contacts	4,000VAC, 1min

Coil Data

Ambient Temperature: 23°C

Part number	Nominal Voltage VDC	Coil Resistance Ω+/-10%	Operate Voltage ≤VDC	Release Voltage ≥VDC	Coil Power mW
61-6275	24	2880	18.0	2.4	200
61-6276	12	720	9.0	1.2	200



GENERAL SPECIFICATION

Series	Power Relays
Mounting Type	PCB mounting
RoHS	Yes



MATERIALS

Contact Material	Ag Alloy
Outer Case Material	Plastic sealed



CERTIFICATION AND STANDARDS

File Number	Contact Form	Power Consumption	Coil Voltage	Contact rating	Remarks
UL E164730	A	0.2W	5,6,9,12,18,24VDC	7A 250VAC(GP)	Ambient Temperature: 85°C
	A	0.2W	5,6,9,12,18,24VDC	10A 250VAC(GP)	Ambient Temperature: 85°C
	A	0.2W	5,6,9,12,18,24VDC	TV-5 250VAC	Ambient Temperature: 40°C
VDE 40052570	A	0.2W	5,6,9,12,18,24VDC	7A 250VAC	Ambient Temperature: 85°C
	A	0.2W	5,6,9,12,18,24VDC	10A 250VAC	Ambient Temperature: 85°C
CQC 20002252848 (GB/T 21711.1-2008)	A	0.2W	5,6,9,12,18,24VDC	7A 250VAC	Ambient Temperature: 85°C
	A	0.2W	5,6,9,12,18,24VDC	10A 250VAC	Ambient Temperature: 85°C

Specifications subject to change without notice.

ISO9001, IATF16949, ISO14001 Approved



ENVIRONMENTAL/OPERATING SPECIFICATION

Life	Electrical Life	30,000 (7A,3s ON/3s OFF,85°C) 10,000 (10A,3s ON/3s OFF,85°C) 20,000 (TV-5,40°C)
	Mechanical Life	10,000,000 operations
Operate Time	Maximum 10ms	
Release Time	Maximum 10ms	
Operating Temperature	-40°C to +85°C	
Humidity	35~95%RH, +40°C	
Shock Resistance	Endurance	1,000m/s ²
	Misoperation	100m/s ²
Vibration Resistance	Endurance	10~55Hz, 1.5mm double amplitude
	Misoperation	10~55Hz, 1.5mm double amplitude



TERMINALS

Terminal Type	Solder pins
Terminal Dimensions	See drawing on page 4



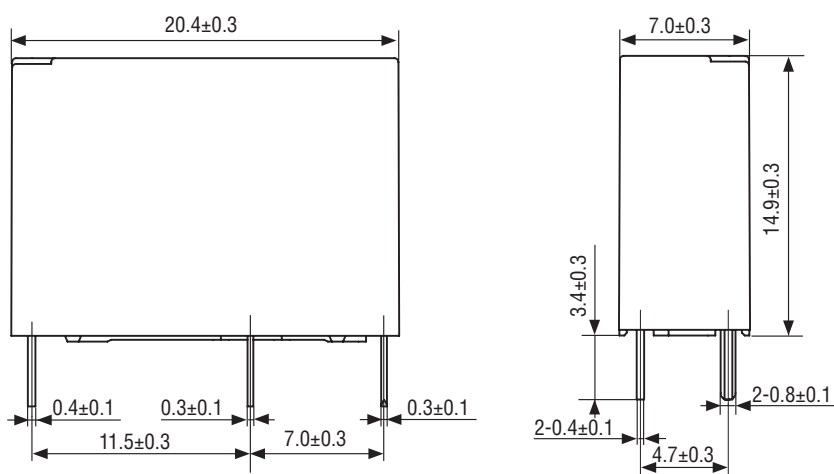
DIMENSIONS/DRAWINGS

Units	mm - unless stated otherwise
Dimensions (Summary)	20.4 × 7.0 × 14.9
Length	20.4
Width	7.0
Height (Excluding pins)	14.9
Weight	4g (approx.)

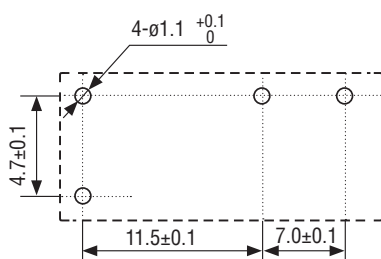


OUTLINE, WIRING DIAGRAM, MOUNTING HOLE LAYOUT (UNIT: mm)

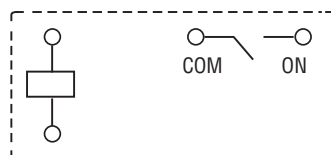
Outline



Mounting Hole Layout
(Bottom View)



Wiring Diagram
(Bottom View)



OPTIONS (MOQ may apply)

Also available with a Coil Voltage of 5, 6, 9 & 18V in 1 Form A.



PART NUMBER TABLE

Part number	Nominal Coil Voltage	UNSPSC	EAN	Country of Origin
61-6275	24VDC	39122325	5053556019007	China
61-6276	12VDC	39122325	5053556018994	China

For further information on pricing, delivery, and long-term stock agreements please contact your local business development person, telephone our main office on **01206 838000** or email **Sales@Rapidonline.com**.



Tried & trusted technology

Important Notice: This data sheet and its contents (the "Information") belong to Rapid Electronics Limited or are licensed to it. No licence is granted for the use of it other than for information purposes in connection with the products to which it relates. No licence of any intellectual property rights is granted. The Information is subject to change without notice and replaces all data sheets previously supplied. The Information supplied is believed to be accurate but Rapid Electronics Limited assumes no responsibility for its accuracy or completeness, any error in or omission from it or for any use made of it. Users of this data sheet should check for themselves the Information and the suitability of the products for their purpose and not make any assumptions based on information included or omitted. Liability for loss or damage resulting from any reliance on the Information or use of it (including liability resulting from negligence or where Rapid Electronics Limited were aware of the possibility of such loss or damage arising) is excluded. This will not operate to limit or restrict Rapid Electronics Limited's liability for death or personal injury resulting from its negligence.