


Micro Miniature High Sensitivity Signal Relays



DESCRIPTION

A range of Micro Miniature High Sensitivity SPDT Signal Relays. These general purpose, single pole, through hole mounting relays are designed for switching small measurement and control signals within circuits.

DISTINCTIVE FEATURES

- Micro miniature size
- Light weight construction
- Contact 1 Form C
- SPDT contact configuration
- PCB mounting
- High sensitivity of 150mW
- Fully Sealed Construction

APPLICATIONS

The small dimensions and lightweight construction of these micro miniature high sensitivity signal relays make them suitable for a wide variety of applications, including communications, measurement, automation control and audio visual equipment.

2A

UL

CSA

SPDT





ELECTRICAL SPECIFICATION

Contact Form	1 Form C
Contact Rating	1A/2A 125VAC/24VDC
Contact Resistance	Max. 50mΩ (6VDC 0.1A)
Insulation Resistance	Min. 1,000MΩ 500VDC
Max Switching Voltage	125VAC/30VDC
Max Switching Current	2A
Max Switching Power	250VA, 48W
Min Switching Load	5VDC, 10mA
Between Open Contacts	500VAC, 1min
Between Coil & Contacts	1000VAC, 1min

Coil Data (Ambient Temperature 23°C)	Coil Power mW	Nominal Voltage VDC	Coil Resistance Ω+/-10%	Operating Voltage ≤VDC	Release Voltage ≥VDC
61-6283	150	3	60	2.25	0.3
61-6284	150	9	540	6.75	0.9
61-6285	150	12	960	9	1.2



GENERAL SPECIFICATION

Series	Micro miniature high sensitivity signal relays
Mounting Type	PCB mounting
RoHS	Yes



MATERIALS

Contact Material	AuAg overlay
Outer Case Material	PBT Plastic sealed



CERTIFICATION AND STANDARDS

File Number	Contact Form	Power Consumption	Coil Voltage	Contact rating	Remarks
UL E164730	C	0.15W	3-24VDC	1A 125VAC/24VDC	Ambient Temperature: 70°C
	C	0.15W	3-24VDC	2A 125VAC/24VDC	Ambient Temperature: 70°C
CSA 1369391(LR 109368)	C	0.15W	3-24VDC	1A 125VAC/24VDC	Ambient Temperature: normal



ENVIRONMENTAL/OPERATING SPECIFICATION

Electrical Life	100,000 operations	
Mechanical Life	5,000,000 operations	
Operate Time	Max. 5ms	
Release Time	Max. 5ms	
Operating Temperature	-40°C to +70°C	
Humidity	35~95%RH, +40°C	
Shock Resistance	Endurance	1,000m/s ²
	Misoperation	100m/s ²
Vibration Resistance	Endurance	10~55Hz, 1.5mm double amplitude
	Misoperation	10~55Hz, 1.5mm double amplitude



TERMINALS

Terminal Type	Solder pins
Terminal Dimensions	See drawing page 4




OPTIONS (MOQ may apply)

Also available with a coil voltage of	5, 6 & 24 VDC
---------------------------------------	---------------

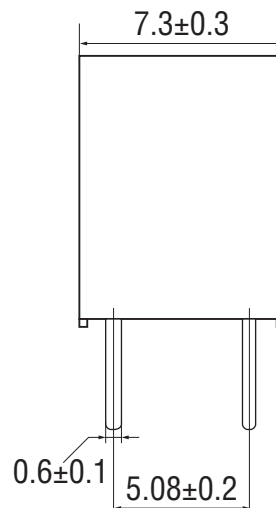
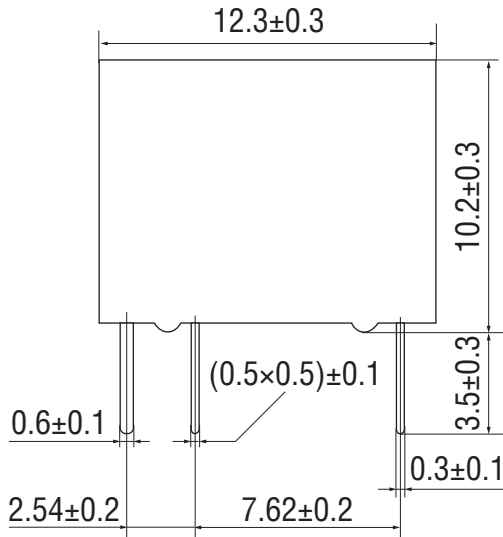


DIMENSIONS/DRAWINGS

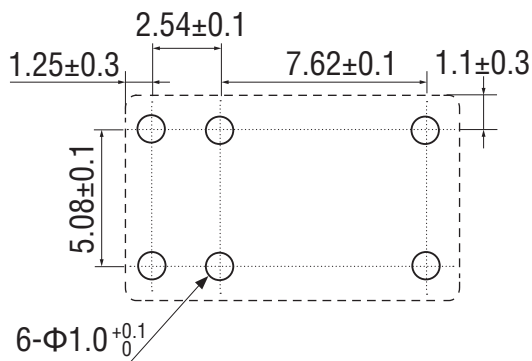
Units	mm - unless stated otherwise
Dimensions (Summary)	12.3 x 7.3 x 10.2mm
Length	12.3mm
Width	7.3mm
Height (Excluding pins)	10.2mm
Weight	2.2g



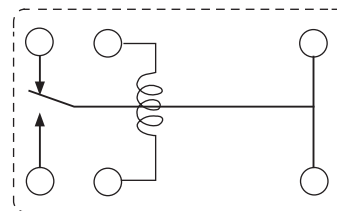
Outline



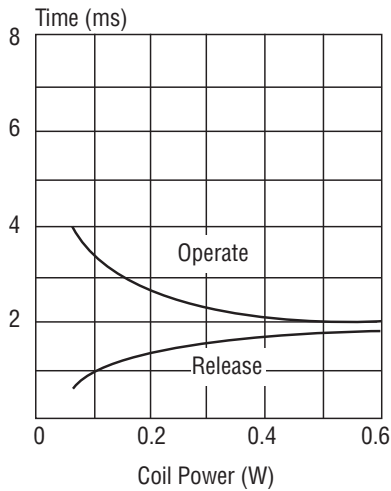
Mounting Hole Layout (Bottom View)



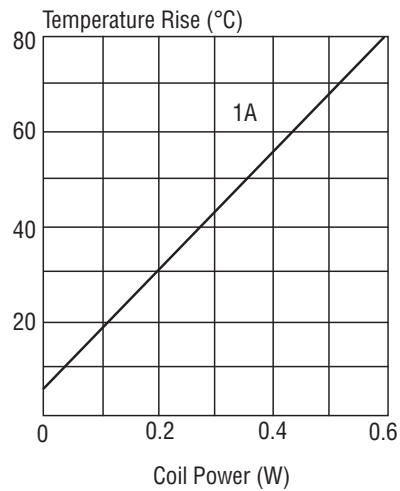
Wiring Diagram (Bottom View)



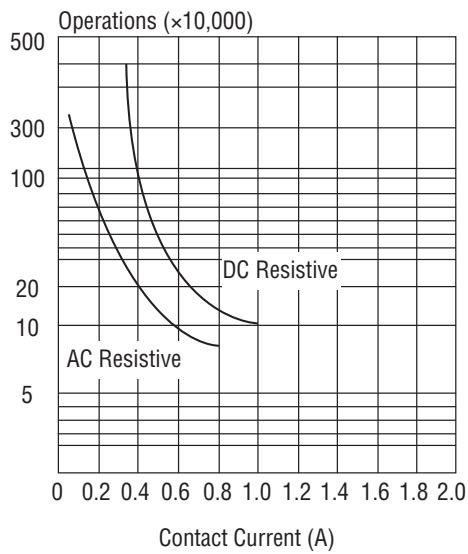
Time Curve



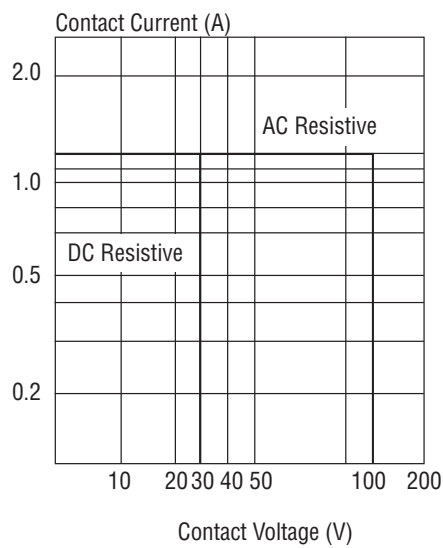
Coil Temperature Rise



Life Curves



Maximum Switching Power



PART NUMBER TABLE

Part number	Nominal Coil Voltage	UNSPSC	EAN	Country of Origin
61-6283	3 VDC	39122325	5053556008308	China
61-6284	9 VDC	39122325	5053556008315	China
61-6285	12 VDC	39122325	5053556008322	China

For further information on pricing, delivery, and long-term stock agreements please contact your local business development person, telephone our main office on **01206 838000** or email **Sales@Rapidonline.com**.



Tried & trusted technology

Important Notice: This data sheet and its contents (the "Information") belong to Rapid Electronics Limited or are licensed to it. No licence is granted for the use of it other than for information purposes in connection with the products to which it relates. No licence of any intellectual property rights is granted. The Information is subject to change without notice and replaces all data sheets previously supplied. The Information supplied is believed to be accurate but Rapid Electronics Limited assumes no responsibility for its accuracy or completeness, any error in or omission from it or for any use made of it. Users of this data sheet should check for themselves the Information and the suitability of the products for their purpose and not make any assumptions based on information included or omitted. Liability for loss or damage resulting from any reliance on the Information or use of it (including liability resulting from negligence or where Rapid Electronics Limited were aware of the possibility of such loss or damage arising) is excluded. This will not operate to limit or restrict Rapid Electronics Limited's liability for death or personal injury resulting from its negligence.