


Micro Miniature High Sensitivity Signal Relay



DESCRIPTION

A range of Micro Miniature High Sensitivity SPDT Signal Relays. These general purpose, single pole, through hole mounting relays are designed for switching small measurement and control signals within circuits.

DISTINCTIVE FEATURES

- Micro miniature size
- Dimensions: 12.3×7.3×10.2(mm)
- Light weight
- Contact: 1 Form C
- Contact Material: AuAg overlay
- Electrical Life: 100,000 operations
- High sensitivity 150mW
- Through Hole Mounting
- Fully Sealed Construction

APPLICATIONS

The small dimensions of these high sensitivity signal relays make them suitable for a wide variety of applications, including communications, measurement, automation control and audio visual equipment.

2A

UL

CSA

SPDT



ELECTRICAL SPECIFICATION

Contact Form	1 Form C	
Contact Rating	1A 125VAC/24VDC 2A 125VAC/24VDC	
Contact Resistance	Max. 50mΩ (6VDC 0.1A)	
Insulation Resistance	Min. 1,000MΩ 500VDC	
Load	Max Switching Voltage	125VAC/30VDC
	Max Switching Current	2A
	Max Switching Power	250VA, 48W
	Min Switching Load	5VDC, 10mA
Dielectric Strength	Between Open Contacts	500VAC, 1min
	Between Coil & Contacts	1,000VAC, 1min
Nominal Coil Power	150mW	



ENVIRONMENTAL/OPERATING SPECIFICATION

Operating Temperature	-40c to +70C	
Humidity	35~95%RH, +40C	
Shock Resistance	Endurance	1,000m/s ²
	Misoperation	100m/s ²
Vibration Resistance	Endurance	10~55Hz, 1.5mm double amplitude
	Misoperation	10~55Hz, 1.5mm double amplitude



CERTIFICATION AND STANDARDS

File Number	Contact Form	Power Consumption	Coil Voltage	Contact Rating	Remarks
UL E164730	C	0.15W	3-24VDC	1A 125VAC/24VDC	Ambient Temperature: 70°C
	C	0.15W	3-24VDC	2A 125VAC/24VDC	Ambient Temperature: 70°C
CSA 1369391 (LR 109368)	C	0.15W	3-24VDC	1A 125VAC/24VDC	Ambient Temperature: normal



TERMINALS

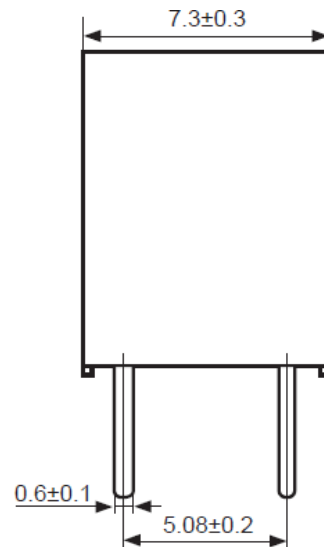
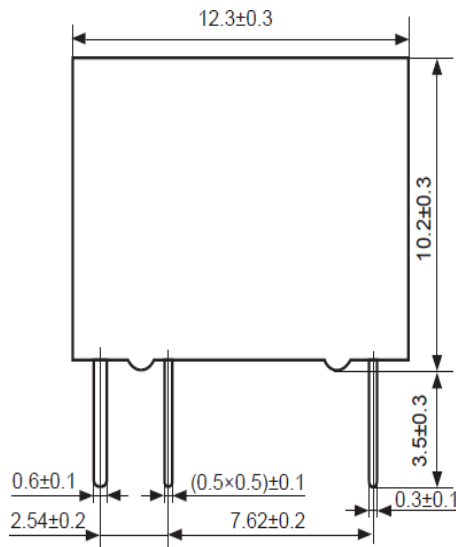
Terminal Type	Solder pins
Terminal Dimensions	See Drawings



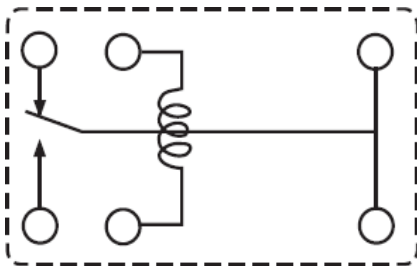
DIMENSIONS/DRAWINGS

Units	mm – unless stated otherwise
Height (excluding pins)	10.2±0.3
Width/diameter	7.3±0.3
Length/depth	12.3±0.3
Weight	Approximately 2.2g

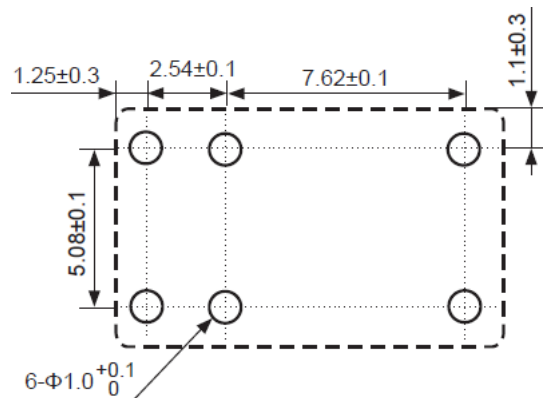
Dimensions



Wiring Diagram



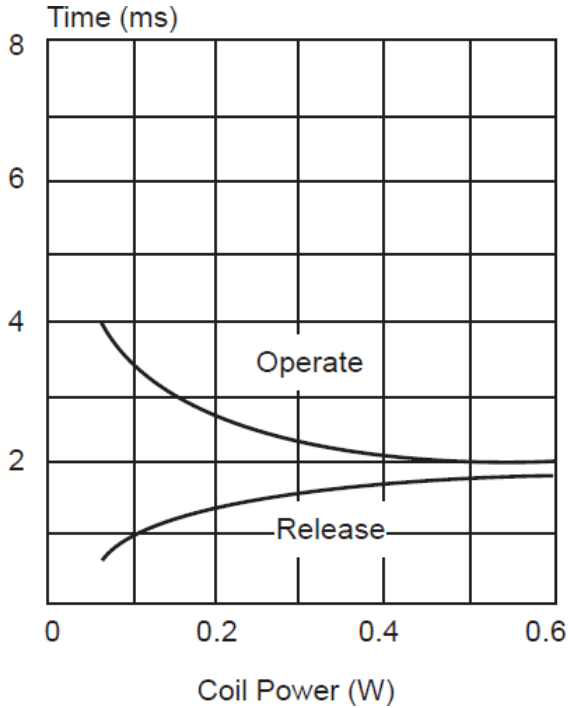
Mounting hole layout



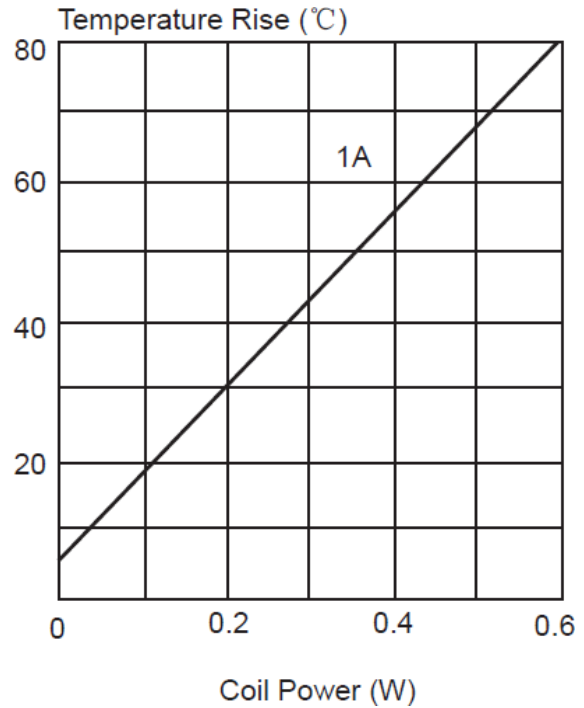


DIMENSIONS/DRAWINGS

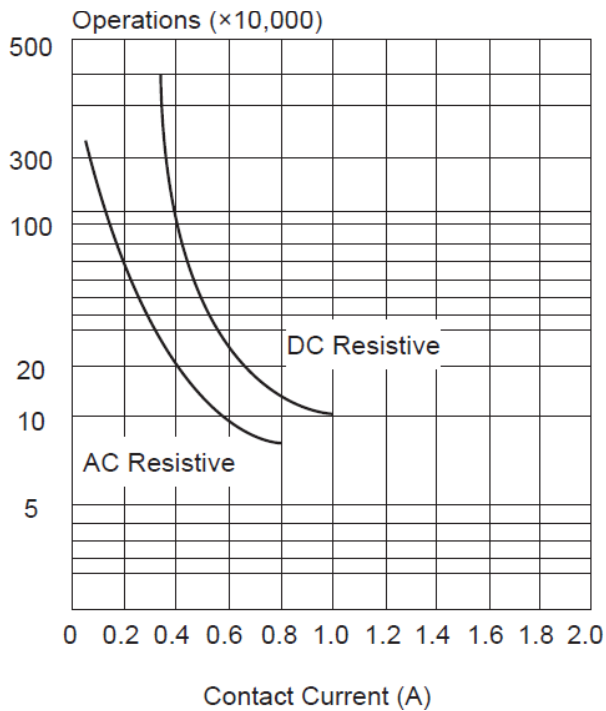
Time Curve



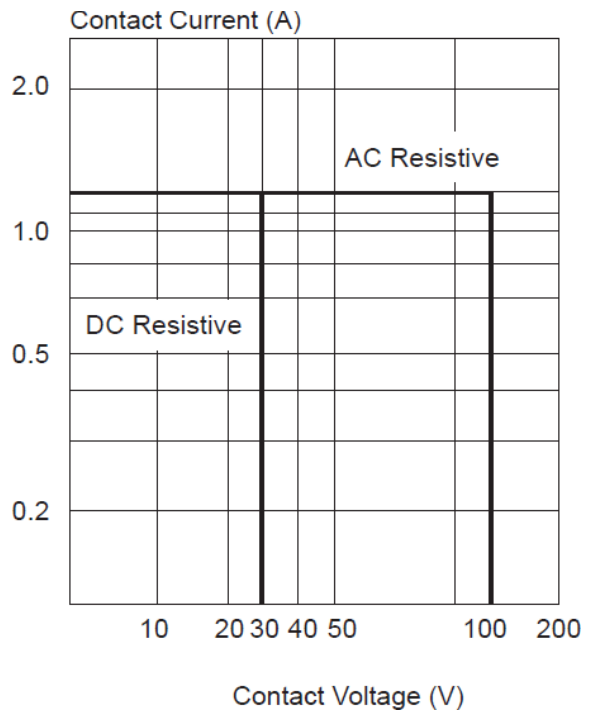
Coil Temperature Rise



Life Curves



Maximum Switching Power





PART NUMBER TABLE

Part number	Coil Power mW	Nominal Voltage VDC	Coil Resistance Ω +/-10%	Operating Voltage \leq VDC	Release Voltage \geq VDC	UNSPSC	EAN	Country of Origin
61-6400	150	5	167	3.75	0.5	39122325	5053556032808	China
61-6401	175	24	3291	18	2.4	39122325	5053556032815	China



OPTIONS (MOQ MAY APPLY)

Also available with a coil voltage of	3, 6, 9, or 12 VDC
---------------------------------------	--------------------

For further information on pricing, delivery, and long-term stock agreements please get in touch with your local business development contact, telephone our main office on **01206 838000** or email **Sales@Rapidonline.com**.



Tried & trusted technology