



phase-out type solid-state contactor 1-phase 3RF2 AC 51 / 50 A / 40 °C 48-460 V / 24 V DC screw terminal

product brand name	SIRIUS
product designation	solid-state contactor
design of the product	1-pole
product type designation	3RF23
manufacturer's article number	
<ul style="list-style-type: none"> • _1 of the accessories that can be ordered • _3 of the accessories that can be ordered • _4 of the accessories that can be ordered 	3RF2900-3PA88 3RF2900-0EA18 3RF2950-0GA16
product designation	
<ul style="list-style-type: none"> • _1 of the accessories that can be ordered • _3 of the accessories that can be ordered • _4 of the accessories that can be ordered 	terminal cover converter load monitoring
General technical data	
product function	zero-point switching
power loss [W] for rated value of the current	
<ul style="list-style-type: none"> • at AC in hot operating state • at AC in hot operating state per pole • without load current share typical 	54 W 54 W 0.4 W
insulation voltage rated value	600 V
degree of pollution	3
surge voltage resistance of main circuit rated value	6 kV
protection class IP	IP20
protection class IP on the front according to IEC 60529	IP20
shock resistance according to IEC 60068-2-27	15 g / 11 ms
vibration resistance according to IEC 60068-2-6	2 g
reference code according to IEC 81346-2	Q
Substance Prohibitance (Date)	07/01/2006
SVHC substance name	Lead CAS-No. 7439-92-1 Lead monoxide (lead oxide) CAS-No. 1317-36-8 2-methyl-1-(4-methylthiophenyl)-2-morpholinopropan-1-one CAS-No. 71868-10-5 Melamine CAS-No. 108-78-1 Dibutylbis(pentane-2,4-dionato-O,O')tin CAS-No. 22673-19-4
Net Weight	0.44 g
Main circuit	
number of poles for main current circuit	1
number of NO contacts for main contacts	1
number of NC contacts for main contacts	0
type of voltage of the operating voltage	AC
operating voltage	

<ul style="list-style-type: none"> • at AC <ul style="list-style-type: none"> — at 50 Hz rated value — at 60 Hz rated value 	48 ... 460 V
operating frequency rated value	48 ... 460 V
operating range relative to the operating voltage at AC	50 ... 60 Hz
<ul style="list-style-type: none"> • at 50 Hz • at 60 Hz 	40 ... 506 V
operational current	40 ... 506 V
<ul style="list-style-type: none"> • at AC-1 at 400 V rated value • at AC-51 rated value • at AC-51 according to IEC 60947-4-3 • according to UL 508 rated value 	50 A
operational current minimum	50 A
rate of voltage rise at the thyristor for main contacts maximum permissible	36 A
blocking voltage at the thyristor for main contacts maximum permissible	45 A
reverse current of the thyristor	500 mA
derating temperature	1 000 V/ μ s
surge current resistance rated value	1 200 V
I²t value maximum	10 mA
Control circuit/ Control	
type of voltage of the control supply voltage	40 °C
control supply voltage 1 at DC rated value maximum permissible	1 150 A
control supply voltage 1 at DC	6 600 A ² ·s
control supply voltage at DC	
<ul style="list-style-type: none"> • initial value for signal <1> detection • full-scale value for signal<0> recognition 	DC
control current at minimum control supply voltage	30 V
<ul style="list-style-type: none"> • at DC 	15 ... 24 V
control current at DC rated value	15 V
ON-delay time	5 V
OFF-delay time	13 mA
	15 mA
	1 ms; additionally max. one half-wave
	1 ms; additionally max. one half-wave
Installation/ mounting/ dimensions	
fastening method side-by-side mounting	Yes
fastening method	screw fixing and snap-on mounting on standard mounting rail 35 mm according to IEC 60715
design of the thread of the screw for securing the equipment	M4
height	100 mm
width	67 mm
depth	141 mm
Connections/ Terminals	
product component removable terminal for auxiliary and control circuit	Yes
type of electrical connection	
<ul style="list-style-type: none"> • for main current circuit • for auxiliary and control circuit 	screw-type terminals
type of connectable conductor cross-sections	screw-type terminals
<ul style="list-style-type: none"> • for main contacts <ul style="list-style-type: none"> — solid — finely stranded with core end processing • for AWG cables for main contacts 	2x (1.5 ... 2.5 mm ²), 2x (2.5 ... 6 mm ²)
connectable conductor cross-section for main contacts	2x (1 ... 2.5 mm ²), 2x (2.5 ... 6 mm ²), 1x 10 mm ²
<ul style="list-style-type: none"> • solid or stranded • finely stranded with core end processing 	2x (14 ... 10)
type of connectable conductor cross-sections	1.5 ... 6 mm ²
<ul style="list-style-type: none"> • for auxiliary and control contacts <ul style="list-style-type: none"> — solid 	1 ... 10 mm ²
	1x (0.5 ... 2.5 mm ²), 2x (0.5 ... 1 mm ²)

<ul style="list-style-type: none"> — finely stranded with core end processing — finely stranded without core end processing ● for AWG cables for auxiliary and control contacts 	<p>1x (0.5 ... 2.5 mm²), 2x (0.5 ... 1 mm²)</p> <p>1x (0.5 ... 2.5 mm²), 2x (0.5 ... 1 mm²)</p> <p>1x (20 ... 12)</p>
AWG number as coded connectable conductor cross section for main contacts	10 ... 14
tightening torque	
<ul style="list-style-type: none"> ● for main contacts with screw-type terminals ● for auxiliary and control contacts with screw-type terminals 	<p>2 ... 2.5 N·m</p> <p>0.5 ... 0.6 N·m</p>
tightening torque [lbf·in]	
<ul style="list-style-type: none"> ● for main contacts with screw-type terminals ● for auxiliary and control contacts with screw-type terminals 	<p>18 ... 22 lbf·in</p> <p>4.5 ... 5.3 lbf·in</p>
design of the thread of the connection screw	
<ul style="list-style-type: none"> ● for main contacts ● of the auxiliary and control contacts 	<p>M4</p> <p>M3</p>
stripped length of the cable	
<ul style="list-style-type: none"> ● for main contacts ● for auxiliary and control contacts 	<p>10 mm</p> <p>7 mm</p>
UL/CSA ratings	
operational current according to UL 508 rated value	45 A
Electrical Safety	
touch protection on the front according to IEC 60529	finger-safe, for vertical contact from the front
Ambient conditions	
installation altitude at height above sea level maximum	1 000 m
ambient temperature	
<ul style="list-style-type: none"> ● during operation ● during storage 	<p>-25 ... +60 °C</p> <p>-55 ... +80 °C</p>
Electromagnetic compatibility	
conducted interference	
<ul style="list-style-type: none"> ● due to burst according to IEC 61000-4-4 ● due to conductor-earth surge according to IEC 61000-4-5 ● due to conductor-conductor surge according to IEC 61000-4-5 ● due to high-frequency radiation according to IEC 61000-4-6 	<p>2 kV / 5 kHz, behavior criterion 2</p> <p>2 kV, behavior criterion 2</p> <p>1 kV, behavior criterion 2</p> <p>140 dBuV in the frequency range 0.15 ... 80 MHz, behavior criterion 1</p>
field-based interference according to IEC 61000-4-3	80 MHz ... 1 GHz 10 V/m, behavior criterion 1
electrostatic discharge according to IEC 61000-4-2	4 kV contact discharging / 8 kV air discharging, behavior criterion 2
conducted HF interference emissions according to CISPR11	Class A for industrial environment
field-bound HF interference emission according to CISPR11	Class B for the domestic, business and commercial environments
Short-circuit protection, design of the fuse link	
<p>manufacturer's article number</p> <ul style="list-style-type: none"> ● of gS fuse for semiconductor protection at NH design usable ● of full range R fuse link for semiconductor protection at cylindrical design usable ● of back-up R fuse link for semiconductor protection at NH design usable ● of back-up R fuse link for semiconductor protection at cylindrical design 14 x 51 mm usable ● of back-up R fuse link for semiconductor protection at cylindrical design 22 x 58 mm usable 	<p>3NE1817-0</p> <p>5SE1363</p> <p>3NE1817-0</p> <p>3NC1450</p> <p>3NC2280</p>
<p>manufacturer's article number</p> <ul style="list-style-type: none"> ● of NEOZED fuse usable 	5SE2335: These fuses have a smaller rated current than the semiconductor relays
Approvals Certificates	
Environment	General Product Approval

[Environmental Con-
firmations](#)



EMV	Test Certificates	other			
-----	-------------------	-------	--	--	--



[Type Test Certificates/Test Report](#)

[Special Test Certificate](#)

[Confirmation](#)

[Miscellaneous](#)

[Confirmation](#)

other	Railway
-------	---------



[Special Test Certificate](#)

Further information

Information on the packaging

<https://support.industry.siemens.com/cs/ww/en/view/109813875>

Information for data generation and storage

<https://support.industry.siemens.com/cs/ww/en/view/109995012>

Information- and Downloadcenter (Catalogs, Brochures,...)

<https://www.siemens.com/ic10>

Industry Mall (Online ordering system)

<https://mall.industry.siemens.com/mall/en/en/Catalog/product?mlfb=3RF2350-1AA04>

Cax online generator

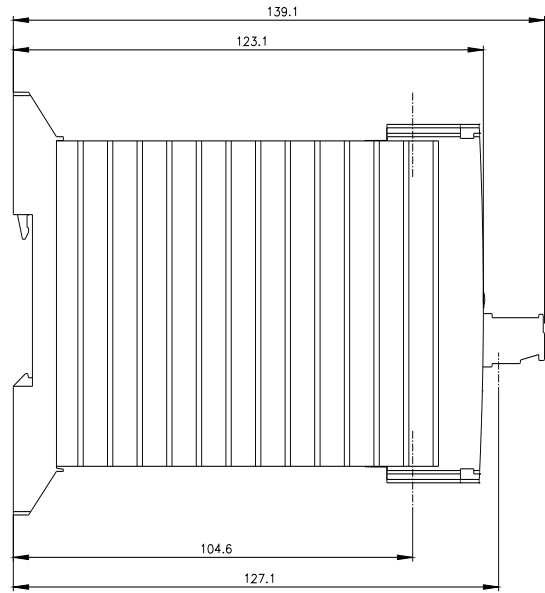
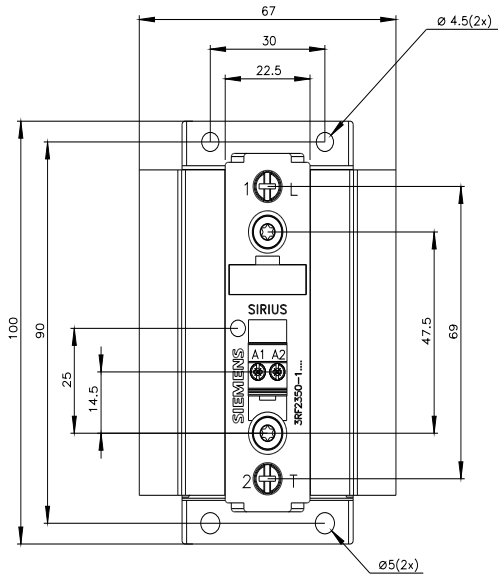
<https://support.automation.siemens.com/WW/CAXorder/default.aspx?lang=en&mlfb=3RF2350-1AA04>

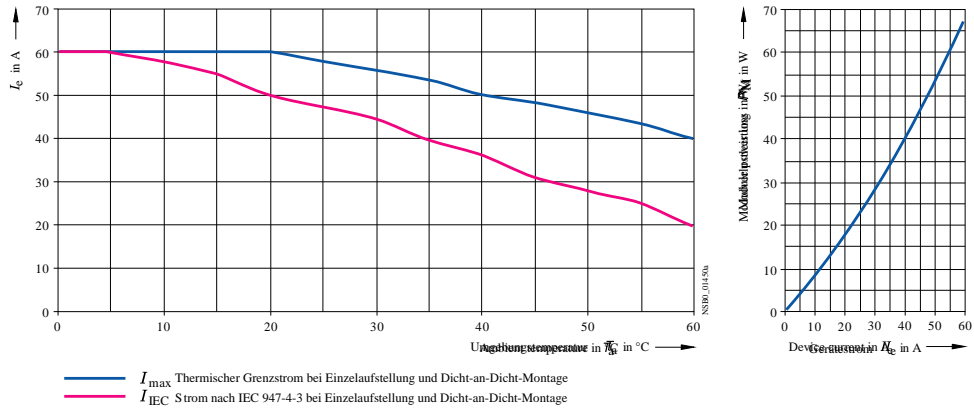
Service&Support (Manuals, Certificates, Characteristics, FAQs,...)

<https://support.industry.siemens.com/cs/ww/en/ps/3RF2350-1AA04>

Image database (product images, 2D dimension drawings, 3D models, device circuit diagrams, EPLAN macros, ...)

https://www.automation.siemens.com/bilddb/cax_de.aspx?mlfb=3RF2350-1AA04&lang=en





last modified:

4/4/2026