




# zappi

 Charge your EV with your PV

zappi has 3 charging modes which makes it great for all homeowners. Those with grid-tied microgeneration systems like wind or solar can use the ECO setting to save on their energy bills. The charging current is automatically and continually adjusted in response to on-site generation and household power consumption. In FAST charge mode, zappi operates like an ordinary EV charging station.

 7kW Single-Phase       22kW 3-Phase




















EV charging from surplus solar or wind generation

Dynamic load balancing for maximum installation flexibility

Advanced integral safety features



## Zappi Features

-  3 Charging Modes: ECO, ECO+ and FAST
-  Optimises Microgeneration Self-consumption
-  Works with Solar PV or Wind Turbine Systems
-  Economy Tariff Sense Input
-  Programmable Timer Function
-  Charge & Event Logging
-  Pin-code Lock Function
-  Ethernet Port and Built-in WiFi for Connecting to the Internet
-  Automatic Firmware Checking
-  Compliant with UK Electric Vehicle (Smart Charge Points) Regulations 2021
-  Tap Operated Display Backlight
-  Integral Cable Holster (Tethered Version)
-  Remote Control & Monitoring through the myenergi app
-  Supplied with Clip-on Grid Sensor(s)
-  Works Alongside Battery Storage System
-  Future Proof Installation
-  OZEV (Home/Work Scheme) Approved
-  CE and UKCA Compliant
-  Front Lid Tamper Detection

## Charging Modes

- |   |  |   |
|---|--|---|
| <p><b>ECO</b><br/>Charge power is continuously adjusted in response to changes in generation or power consumption elsewhere in the home. Charging will continue until the vehicle is fully charged, even if power is drawn from the grid.</p> | <p><b>ECO+</b><br/>Charge power is continuously adjusted in response to changes in generation or power consumption elsewhere in the home. Charging will pause if there is too much imported power, continuing only when there is surplus free power available.</p> | <p><b>FAST</b><br/>In this mode, the vehicle will be charged at maximum power. This is just like an ordinary Mode 3 charging point.</p> |
|---|--|---|

## Model Variations

Model No.	Rating	Connector	Colour
ZAPPI-2H07UW-G	7kW	Untethered	White
ZAPPI-2H07TW-G	7kW	Tethered	White
ZAPPI-2H07UB-G	7kW	Untethered	Black
ZAPPI-2H07TB-G	7kW	Tethered	Black
ZAPPI-2H22UW-G	22kW	Untethered	White
ZAPPI-2H22TW-G	22kW	Tethered	White
ZAPPI-2H22UB-G	22kW	Untethered	Black
ZAPPI-2H22TB-G	22kW	Tethered	Black

## Performance

<b>Mounting Location</b>	Indoor or Outdoor (Permanent Mounting)
<b>Charging</b>	Mode 3
<b>Display</b>	Graphical Backlit LCD
<b>Front</b>	LED Multicolour, According to Charge Status and Current
<b>Charging Current</b>	6A to 32A (Variable)
<b>Dynamic Load Balancing</b>	Optional Setting to Limit Current Drawn from the Unit Supply or the Grid
<b>Connector Type</b>	Type 2 Tethered Cable (6.5m) or Type 2 Socket with Locking System
<b>Charging Profile</b>	3 Charging Modes: ECO, ECO + and FAST
<b>Metering Accuracy</b>	Load and External CTs Designed to Meet Class B (1%) of EN 50470 <ul style="list-style-type: none"><li>• Load: 0.25A-5(32)A</li><li>• External CTs: 0.25A-5(100)A</li></ul>
<b>eSense</b>	In addition to the wide range of voltages below the eSense input can also work with a volt free contact. <ul style="list-style-type: none"><li>• Range 3.3-230Vrms</li><li>• Volt Free Contact (24V DC Supplied from the zappi)</li></ul>

<b>Compliance</b>	CE & UKCA Compliant; LVD, EMC, RED, ROHS) (EN IEC 61851-1*, EN IEC 61851-21-2, EN 300220-1/2, EN300328, EN 301489-1/3/17)
-------------------	---

\*Complies fully with the requirements of BS EN IEC 61851-1:2019 with the exception of Clause 8.4 in order to meet the requirements of BS7671:2018 Amendment 1:2020. BS7671:2018 permits the protective earth conductor be switched in order to provide protection against a damaged PEN conductor in a TN-C-S earthed system.

## Electrical Specification

<b>Rated Power</b>	7kW (Single-Phase) or 22kW (3-Phase)
<b>Rated Supply Voltage</b>	230V AC Single-Phase or 400V AC 3-Phase (+/- 10%)
<b>Supply Frequency</b>	50Hz
<b>Rated Current</b>	32A max.
<b>Standby Power Consumption</b>	3W
<b>Integral Protection</b>	6mA DC residual current protection (RDC-DD in accordance with EN 62955)
<b>Wireless Interface</b>	868/915 MHz (Proprietary Protocol) for Wireless Sensor and Remote Monitoring Options
<b>WiFi Connectivity</b>	2.4GHz 802.11 b/g/n Connection up to 150 Mbps
<b>Grid Current Sensor</b>	100A max. Primary Current, 16mm max, Cable Diameter
<b>Cable Entry</b>	Rear or Bottom

## Mechanical Specification

<b>Enclosure Dimensions</b>	439 x 282 x 122mm
<b>Protection Degree</b>	IP65 (Weatherproof)
<b>Enclosure Material</b>	PC/ASA (Batch dependant)
<b>Operating Temperature</b>	-25 °C to +40 °C (Out of direct sunlight)
<b>Impact Resistant</b>	IK10