



Main

Range of product	OsiSense XG
Product or component type	Compact smart antenna
RFID compact station name	XGCS
RFID frequency	13.56 MHz
Design	Flat form 40 x 40 x 15
Electrical connection	5 pin(s) male remote connector M12, shielded cable cable 0.2 m
Transmission rate	9600 bauds...115200 bauds (automatic detection)
Outer dimension	40 x 40 x 15 mm
Product compatibility	RFID microchip INSIDE (micropass) RFID microchip NXP (SL2, SL1, Ultralight, Std 1K/4K, Desfire) RFID microchip Texas (Tag-it HFI) RFID microchip Fujitsu (MB89R118 - MB89R119) RFID microchip STM (CRIX4K) RFID microchip Microelectronic (EM4135)
[Sn] nominal sensing distance	10...70 mm
[Us] rated supply voltage	24 V DC conforming to Protective Extra Low Voltage

Complementary

Communication port protocol	Uni-Telway Modbus RTU
Communication port support	RS485
Associated tag type	ISO 15693 standard tags ISO 14443 standard tags Automatic detection of the type of tag
Supply voltage limits	19.2...29 V DC
Current consumption	< 60 mA
Status LED	1 LED (dual colour) for communication network 1 LED (dual colour) for RFID communication
Tightening torque	< 1 N.m
Marking	CE
Product weight	0.057 kg

Environment

Product certifications	UL, FCC
Standards	ETSI EN 301 489-3 ETSI EN 301 489-1 ETSI EN 300 330-2 ETSI EN 300 330-1
Ambient air temperature for operation	-25...70 °C
Ambient air temperature for storage	-40...85 °C
IP degree of protection	IP65 conforming to IEC 60529
Vibration resistance	2 mm (f = 5...29.5 Hz) conforming to EN 60068-2-6 7 gn (f = 29.5...150 Hz) conforming to EN 60068-2-6
Shock resistance	30 gn for 11 ms conforming to EN 60068-2-27

IK degree of protection	IK02 conforming to EN 50102
Electromagnetic compatibility	<p>Electrostatic discharge immunity test for contact discharge (level: 3) - test level 6 kV conforming to IEC 61000-4-2</p> <p>Electrostatic discharge immunity test for air discharge (level: 3) - test level 8 kV conforming to IEC 61000-4-2</p> <p>Susceptibility to electromagnetic fields (level: 3) - test level 10 V/m conforming to IEC 61000-4-3</p> <p>Electrical fast transient/burst immunity test for signal ports (level: 3) - test level 1 kV conforming to IEC 61000-4-4</p> <p>Electrical fast transient/burst immunity test for power ports (level: 3) - test level 2 kV conforming to IEC 61000-4-4</p> <p>1.2/50 µs shock waves immunity test (level: 3) - test level 10 kV conforming to IEC 61000-4-5</p> <p>Conducted RF disturbances (level: 3) - test level 10 V conforming to IEC 61000-4-6</p> <p>Magnetic field at power frequency (level: 4) - test level 30 A/m conforming to IEC 61000-4-8</p>

Offer Sustainability

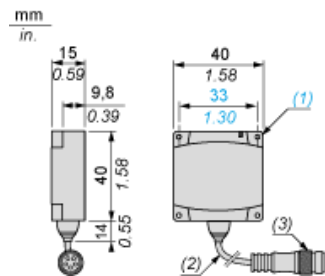
Sustainable offer status	Green Premium product
RoHS (date code: YYWW)	Compliant - since 0824 - Schneider Electric declaration of conformity Schneider Electric declaration of conformity
REACH	Reference not containing SVHC above the threshold
Product environmental profile	Available Product Environmental
Product end of life instructions	Available End Of Life Manual

Contractual warranty

Warranty period	18 months
-----------------	-----------

Dimensions

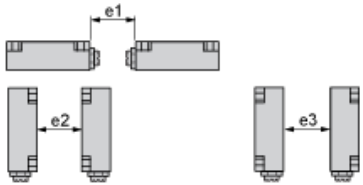
Compact Smart Antennas



- (1) 4 x Ø 4.5 for CHC type screws
- (2) Shielded cable (length: 20 cm)
- (3) A-coded, male 5-pin M12 connector

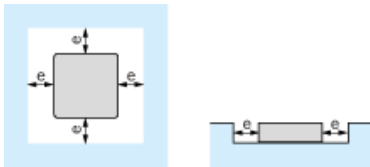
Minimum Mounting Distances

Distance Between Smart Antennas



Tag	e1	e2	e3
XGHB90E340 XGHB520246	310	550	120
XGHB221346	200	320	100
XGHB320***	140	360	110
XGHB211345 XGHB123345	210	180	60
XGHB44***	90	190	30

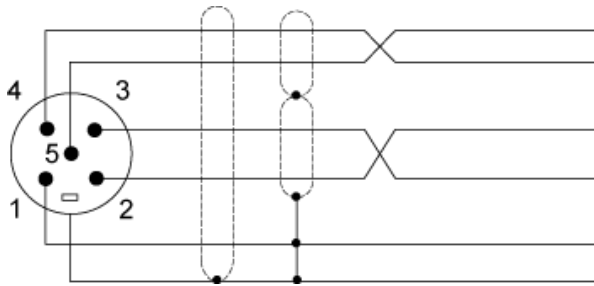
Minimum Mounting Distances in a Metal Structure



(e) ≥ 20 mm.

Wiring Diagram

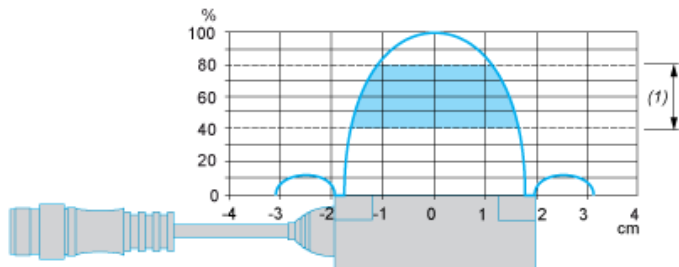
Modbus Connections



Pin no.	Modbus smart antenna signal
1	Drain (Modbus-SHLD)
2	+ 24 VDC
3	0 V/Modbus-GND
4	D0
5	D1
Connector casing	Shielding

Curves

Dialogue Zones of Compact Smart Antennas



(1) Recommended movement zone: between 0.4 and 0.8 Pn.