



## Main

Range of product	OsiSense XU
Series name	Application material handling
Electronic sensor type	Photo-electric sensor
Sensor name	XUB
Sensor design	Cylindrical M18
Detection system	Thru beam
Material	Plastic
Type of output signal	Discrete
Supply circuit type	DC
Wiring technique	3-wire
Discrete output type	PNP
Discrete output function	1 NO or 1 NC programmable
Electrical connection	1 male connector M12
Emission	Red laser (class 1), wavelength: 670 nm conforming to IEC 825-1
[Sn] nominal sensing distance	100 m

## Complementary

Enclosure material	PBT
Lens material	PMMA
Blind zone	0 mm
Output type	Solid state
Status LED	1 LED (green) for supply on and teaching 1 LED (red) for stability 1 LED (yellow) for output state and alignment aid
[Us] rated supply voltage	12...24 V DC with reverse polarity protection
Supply voltage limits	10...30 V DC
Switching capacity in mA	<= 100 mA (overload and short-circuit protection)
Switching frequency	1500 Hz
Voltage drop	<= 1.5 V (closed state)
Current consumption	25 mA (no-load)
Power consumption in W	< 1 W
Delay first up	< 80 ms
Delay response	< 0.4 ms
Delay recovery	< 0.4 ms
Setting-up	With sensitivity adjustment
Product weight	0.078 kg
Kit composition	Transmitter + receiver XUBLAKCNM12T + XUBLAPCNM12R

The information provided in this documentation contains general descriptions and/or technical characteristics of the performance of the products contained herein. This documentation is not intended as a substitute for and is not to be used for determining suitability or reliability of these products for specific user applications. It is the duty of any such user or integrator to perform the appropriate and complete risk analysis, evaluation and testing of the products with respect to the relevant specific application or use thereof. Neither Schneider Electric Industries SAS nor any of its affiliates or subsidiaries shall be responsible or liable for misuse of the information contained herein.

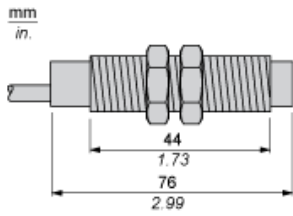
## Environment

Product certifications	CE CSA UL
Ambient air temperature for operation	-10...45 °C
Ambient air temperature for storage	-40...70 °C
Vibration resistance	7 gn, amplitude = +/- 0.75 mm (f = 10...55 Hz) conforming to IEC 60068-2-6
Shock resistance	30 gn (duration = 11 ms) conforming to IEC 60068-2-27
IP degree of protection	IP67 (double insulation) conforming to IEC 60529

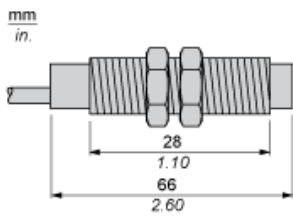
## Offer Sustainability

Sustainable offer status	Green Premium product
RoHS (date code: YYWW)	Compliant - since 0901 - <a href="#">Schneider Electric declaration of conformity</a>
REACH	Reference not containing SVHC above the threshold

## Dimensions



## Dimensions

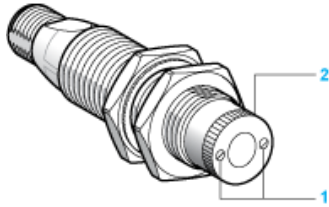


---

## Mounting

---

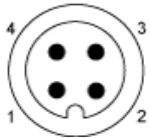
### Adjustment



- (1) Adjust the focusing point of the laser beam by rotating the serrated sleeve
- (2) Located on the face of the sensor. Re-tighten fixing screws

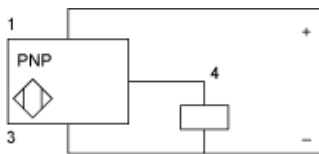
## Wiring Schemes

### M12 Connector

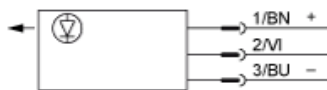


- 1 : (+)
- 2 : Beam break input
- 3 : (-)
- 4 : OUT/Output

### PNP



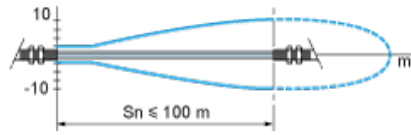
### Transmitter



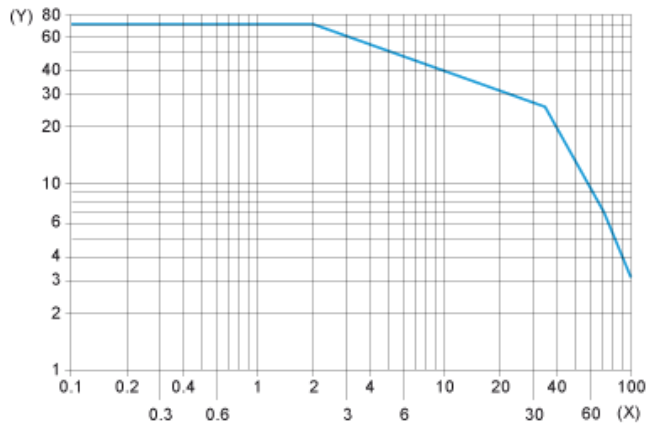
- BN : Brown
- BU : Blue
- Input Not connected: beam made, connected to (-): beam broken
- 2/VI :

Curves

Detection Curve (Set to Infinity)

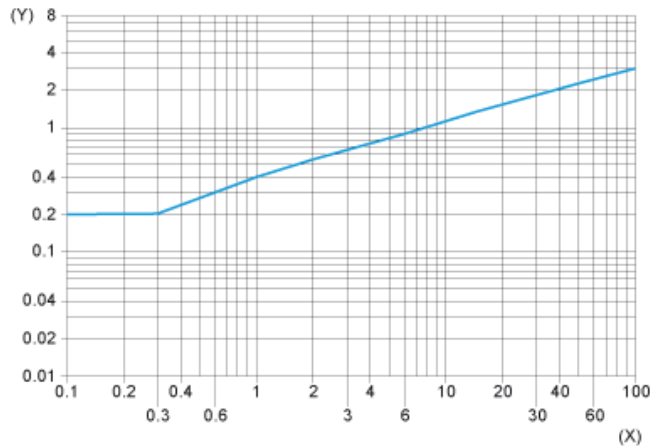


Excess Gain Curve



(X) Distance (m)  
(Y) Gain

Standard Curve



(X) Distance focusing point (m)  
(Y) Minimum size of the object to be detected (mm)

## Detection Limit Curve



(X) Distance focusing point (m)

(Y) Minimum size of the object to be detected (mm)