

XUK2ARCNL2R

photo-electric sensor - XUK - receiver - Sn 30m
- 24..240VAC/DC - cable 2m



Main

Range of product	OsiSense XU
Series name	General purpose single mode
Electronic sensor type	Photo-electric sensor receiver
Sensor name	XUK
Sensor design	Compact 50 x 50
Detection system	Thru beam
Material	Plastic
Type of output signal	Discrete
Supply circuit type	AC/DC
Wiring technique	5-wire
Discrete output function	1 NC + 1 NO
Electrical connection	Cable
Cable length	2 m
Product specific application	-
Emission	Infrared thru beam
[Sn] nominal sensing distance	30 m thru beam need a transmitter XUK2ARCNL2T

Complementary



Enclosure material	PBT
Lens material	PMMA
Maximum sensing distance	45 m thru beam
Output type	Relay
Add on output	Without
Wire insulation material	PVC
Status LED	1 LED (yellow) for output state
[Us] rated supply voltage	24...240 V AC/DC
Supply voltage limits	20...264 V AC/DC
Switching capacity in mA	3 A ($\cos \varphi = 1$ for 0.5 million cycles at 1 operating cycle per second at 250 V)
Switching frequency	≤ 20 Hz
Voltage drop	≤ 1.5 V (closed state)
Power consumption in W	2 W AC
Delay first up	< 60 ms
Delay response	< 25 ms
Delay recovery	< 25 ms
Setting-up	Without sensitivity adjustment
Electrical durability	500000 cycles, $\cos f = 1$, 60 cyc/mn at 250 V
Depth	50 mm
Height	50 mm
Width	18 mm
Product weight	0.07 kg

The information provided in this documentation contains general descriptions and/or technical characteristics of the products of the products contained herein. This documentation is not intended as a substitute for and is not to be used for determining suitability or reliability of these products for specific user applications. It is the duty of any such user or integrator to perform the appropriate and complete risk analysis, evaluation and testing of the products with respect to the relevant specific application or use thereof. Neither Schneider Electric Industries SAS nor any of its affiliates or subsidiaries shall be responsible or liable for misuse of the information contained herein.

Environment

Product certifications	CE CSA UL
Ambient air temperature for operation	-25...55 °C
Ambient air temperature for storage	-40...70 °C
Vibration resistance	7 gn, amplitude = +/- 1.5 mm (f = 10...55 Hz) conforming to IEC 60068-2-6
Shock resistance	30 gn (duration = 11 ms) conforming to IEC 60068-2-27
IP degree of protection	IP65 double insulation conforming to IEC 60529

Offer Sustainability

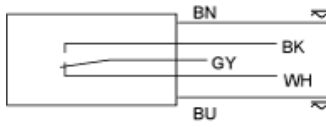
Sustainable offer status	Not Green Premium product
RoHS (date code: YYWW)	Compliant - since 0841 - Schneider Electric declaration of conformity
Product environmental profile	Available  Download Product Environmental
Product end of life instructions	Available  Download End Of Life Manual

Dimensions



Wiring Schemes

Relay Output



BN : Brown
BU : Blue
NO/ Black
BK :
RelayGrey
common/
GY :
NC/ White
WH :

Detection Curves

