

# XS1N30PC410L2

inductive sensor XS1 M30 - L40.6mm - brass - Sn10mm - 12..24VDC - cable 10m



## Main

Range of product	OsiSense XS
Series name	General purpose
Sensor type	Inductive proximity sensor
Device application	Mobile equipment
Sensor name	XS1
Sensor design	Cylindrical M30
Size	41 mm
Body type	Fixed
Detector flush mounting acceptance	Flush mountable
Material	Metal
Type of output signal	Discrete
Wiring technique	4-wire
[Sn] nominal sensing distance	10 mm
Discrete output function	1 NO + 1 NC
Output circuit type	DC
Discrete output type	PNP
Electrical connection	Cable
Cable length	10 m
[Us] rated supply voltage	12...24 V DC with reverse polarity protection
Switching capacity in mA	<= 200 mA with overload and short-circuit protection
IP degree of protection	IP68 conforming to IEC 60529 IP65

## Complementary



Safety level	SIL 2 conforming to EN/IEC 61508 PL = d conforming to EN/ISO 13849-1 SILCL 2 conforming to IEC 62061
Safety reliability data	MTTFd = 1810 years PFHd = 62.9E-9 1/h SFF = 92 % DC = 74 % with appropriate safety controller
Service life	20 yr
Thread type	M30 x 1.5
Detection face	Frontal
Front material	PPS
Enclosure material	Nickel plated brass
Operating zone	0...8 mm
Differential travel	1...15% of Sr
Cable composition	4 x 0.22 mm <sup>2</sup>
Wire insulation material	PvR
Status LED	1 LED yellow for output state
Supply voltage limits	9...36 V DC
Switching frequency	<= 1000 Hz
Voltage drop	<= 2 V at closed state
Current consumption	0...10 mA at no-load
Delay first up	<= 5 ms

Delay response	<= 0.3 ms
Delay recovery	<= 0.7 ms
Marking	CE
Threaded length	33 mm
Height	30 mm
Length	45 mm
Product weight	0.16 kg 0.48 kg

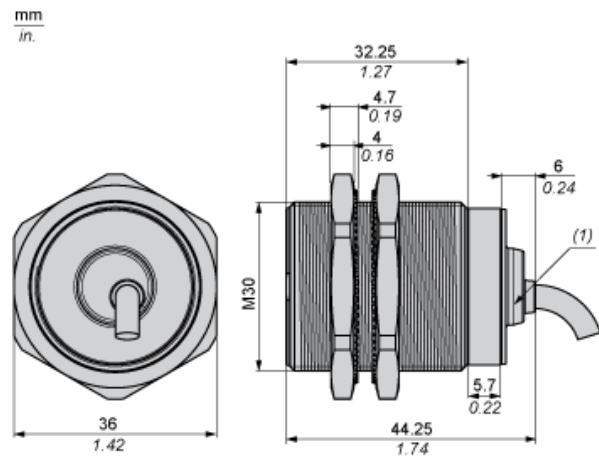
## Environment

Standards	EN/ISO 13849-1 IEC 62061
Product certifications	CSA TÜV UL E2
Ambient air temperature for operation	-25...70 °C
Ambient air temperature for storage	-40...85 °C
Vibration resistance	25 gn amplitude = +/- 2 mm (f = 10...55 Hz) conforming to IEC 60068-2-6
Shock resistance	50 gn for 11 ms conforming to IEC 60068-2-27

## Offer Sustainability

Sustainable offer status	Not Green Premium product
RoHS (date code: YYWW)	Compliant - since 0811 - <a href="#">Schneider Electric declaration of conformity</a>
Product environmental profile	Available  <a href="#">Download Product Environmental</a>
Product end of life instructions	Available  <a href="#">Download End Of Life Manual</a>

Dimensions



---

Minimum Mounting Distances

---

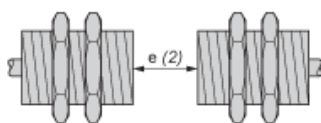
Side by side



e (1) 20 mm/0.79 in

≥

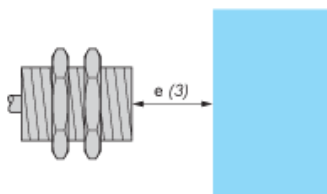
Face to face



e (2) 120 mm/4.72 in

≥

Facing a metal object



e (3) 30 mm/1.18 in.

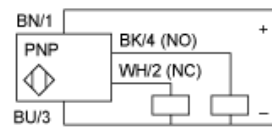
≥

---

## Wiring Schemes

---

### PNP 4-wire



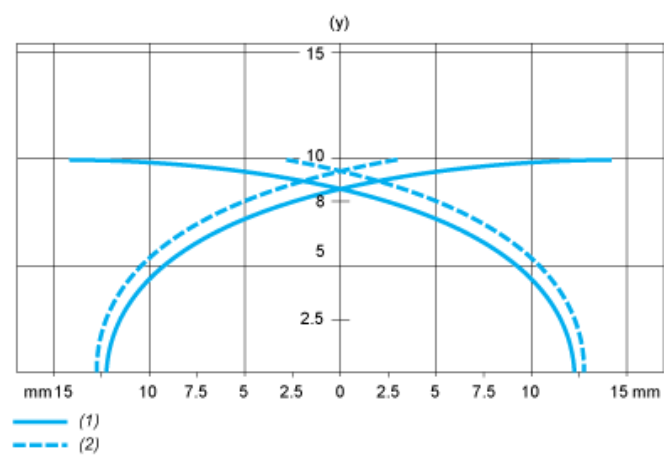
BU : Blue  
BN : Brown  
BK : Black  
WH : White

---

Performance Curves

---

Standard Steel Target : 30x30x1 mm



- (1) Pick-up points
- (2) Drop-out points (object approaching from the side)
- (y) Sensing distance in mm