

XS4P18PA340

inductive sensor XS4 M18 - L36mm- PPS -
Sn8mm - 12..24VDC - cable 2m



Main

Range of product	OsiSense XS
Series name	General purpose
Sensor type	Inductive proximity sensor
Device application	-
Sensor name	XS4
Sensor design	Cylindrical M18
Size	36 mm
Body type	Fixed
Detector flush mounting acceptance	Non flush mountable
Material	Plastic
Type of output signal	Discrete
Wiring technique	3-wire
[Sn] nominal sensing distance	8 mm
Discrete output function	1 NO
Output circuit type	DC
Discrete output type	PNP
Electrical connection	Cable
Cable length	2 m
[Us] rated supply voltage	12...24 V DC with reverse polarity protection
Switching capacity in mA	<= 200 mA DC with overload and short-circuit protection
IP degree of protection	IP68 double insulation conforming to IEC 60529

Complementary



Thread type	M18 x 1
Detection face	Frontal
Front material	PPS
Enclosure material	PPS
Operating zone	0...6.4 mm
Differential travel	1...15% of Sr
Cable composition	3 x 0.34 mm ²
Wire insulation material	PvR
Status LED	1 LED (yellow) for output state
Supply voltage limits	10...36 V DC
Switching frequency	<= 2000 Hz
Voltage drop	<= 2 V (closed
Current consumption	<= 10 mA (no-load)
Delay first up	<= 10 ms
Delay response	<= 0.15 ms
Delay recovery	<= 0.35 ms
Marking	CE
Threaded length	25 mm
Height	18 mm

Length	36 mm
Product weight	0.09 kg

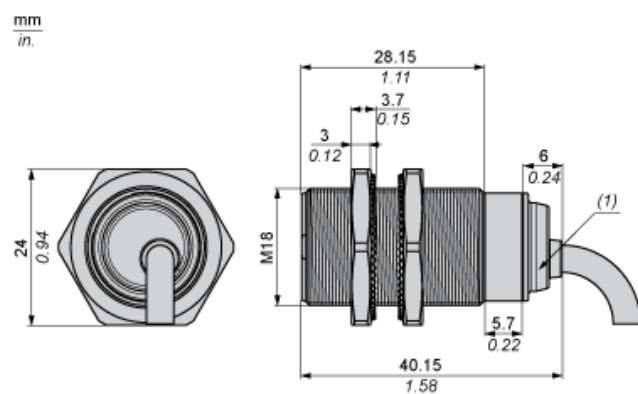
Environment

Product certifications	CSA UL Ecolab
Ambient air temperature for operation	-25...70 °C
Ambient air temperature for storage	-40...85 °C
Vibration resistance	25 gn, amplitude: +/- 2 mm (f = 10...55 Hz) conforming to IEC 60068-2-6
Shock resistance	50 gn (duration = 11 ms) conforming to IEC 60068-2-27

Offer Sustainability

Sustainable offer status	Green Premium product
RoHS (date code: YYWW)	Compliant - since 0812 - Schneider Electric declaration of conformity
REACH	Reference not containing SVHC above the threshold
Product environmental profile	Available  Download Product Environmental
Product end of life instructions	Available  Download End Of Life Manual

Dimensions



Minimum Mounting Distances

Side by side



e (1) 32 mm/1.26 in.

≥

Face to face



e (2) 96 mm/3.78 in.

≥

Facing a metal object



e (3) 24 mm/0.94 in.

≥

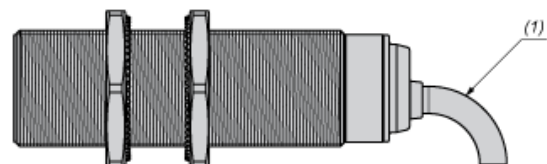
Mounted in a metal support



d ≥ 56 mm/2.20 in.

h ≥ 16 mm/0.63 in.

Mounting



(1) Bending cable: 4 x external cable diameter

Wiring Schemes

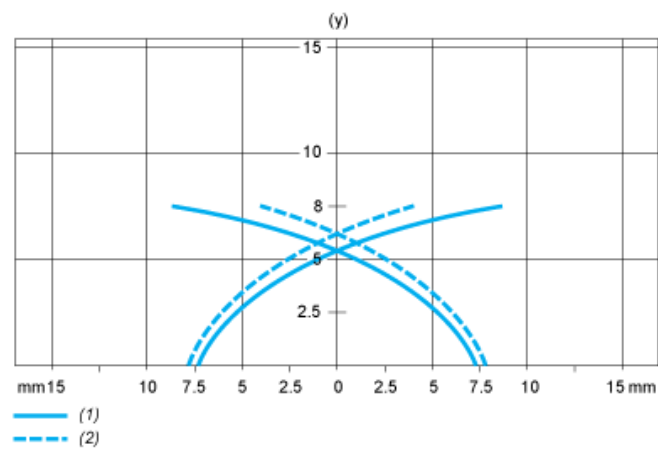
PNP



BU : Blue
BN : Brown
BK : Black

Performance Curves

Standard Steel Target : 24x24x1 mm



- (1) Pick-up points
(2) Drop-out points (object approaching from the side)
(y) Sensing distance in mm