


ABL6TS100U

voltage transformer - 230..400 V - 1 x 230 V - 1000 VA



Main

| | |
|---------------------------------------|---|
| Range of product | Phaseo Optimum |
| Product or component type | Safety and isolation transformer |
| Rated power in VA | 1000 VA |
| Input voltage | 230 V AC single phase, terminal(s): N-L1 400 V AC phase to phase, terminal(s): L1-L2 |
| Output voltage | 230 V AC |
| Secondary winding | Single |
| Protective cover | Without |
| Ambient air temperature for operation | -20...50 °C |

Complementary

| | |
|------------------------------|--|
| Input voltage limits | 207...253 V 360...440 V |
| Network frequency limits | 47...63 Hz |
| Input voltage tolerance | +/- 15 V |
| Efficiency | 94 % |
| Power dissipation in W | 63.8 W |
| Output sustained overvoltage | 3 % (no load, hot state) |
| Voltage drop at rated load | 5 % |
| No load losses | 26.5 W |
| Short-circuit voltage | 0,0324 |
| Output protection type | Against overload, protection technology: external Against overvoltage, protection technology: external Against short-circuits, protection technology: external |
| Connections - terminals | Screw type terminals for input connection, connection capacity: 5 x 4 mm ² AWG 11 Screw type terminals for input ground connection, connection capacity: 1 x 4 mm ² AWG 11 Screw type terminals for output connection, connection capacity: 2 x 4 mm ² AWG 11 |
| Marking | CE |
| Fixing mode | By 4 screws, screw(s) Ø = 7 mm on horizontal panel with derating to 90 % By 4 screws, screw(s) Ø = 7 mm on vertical panel, operating position: horizontal By 4 screws, screw(s) Ø = 7 mm on vertical panel, operating position: vertical |
| Operating altitude | 3000 m |
| Electrical insulation class | Class B |
| Product weight | 14.3 kg |

Environment

| | |
|-------------------------------------|--|
| product certifications | UR EAC |
| standards | UL 506 |
| IP degree of protection | IP20 |
| environmental characteristic | EMC conforming to EN 62041 Safety conforming to EN 61558-1 Safety conforming to EN 61558-2-6 |
| protective treatment | TC |
| ambient air temperature for storage | -40...80 °C |
| overvoltage category | Class I conforming to VDE 0106-1 |
| dielectric strength | 2000 V between winding and ground 4000 V between primary and secondary |

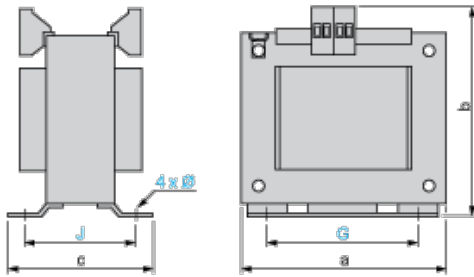
The information provided in this documentation contains general descriptions and/or technical characteristics of the performance of the products contained herein. This documentation is not intended as a substitute for and is not to be used for determining suitability or reliability of these products for specific user applications. It is the duty of any such user or integrator to perform the appropriate and complete risk analysis, evaluation and testing of the products with respect to the relevant specific application or use thereof. Neither Schneider Electric Industries SAS nor any of its affiliates or subsidiaries shall be responsible or liable for misuse of the information contained herein.

Contractual warranty

Warranty period

18 months

Dimensions



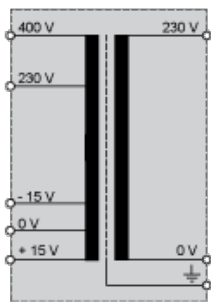
Dimensions in mm

| a | b | c | G | J | Ø |
|-----|-----|-----|-----|-------|---|
| 174 | 163 | 138 | 135 | 111.5 | 7 |

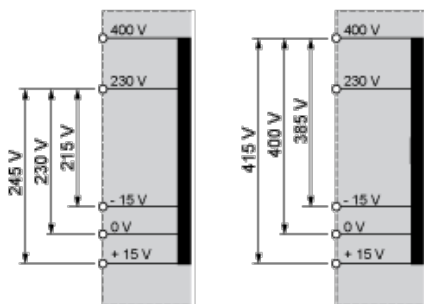
Dimensions in in.

| a | b | c | G | J | Ø |
|------|------|------|------|------|------|
| 6.85 | 6.42 | 5.43 | 5.31 | 4.39 | 0.27 |

Internal Scheme



Primary Voltage Wiring



Secondary Voltage Wiring

