

U.I. Lapp GmbH	DATASHEET	
	EPIC® H-A 3	10420000 14.11.2013

H-A inserts with screw termination up to 2.5 mm² wire cross section
The small H-A 3 / H-A 4 are used whenever there is minimal space.
Easy to service screw connection
Easy cable connection with strait cable entry in the contacts



Industrial machinery and plant engineering



Assembly time



Space requirement

Info

Robust power supply connector
Straight cable entry into the contacts

Application range

Machine and equipment manufacturing
Control engineering

Remark

Photographs are not to scale and do not represent detailed images of the respective products.



Product Management	Document: EPIC® H-A 3	1 / 3
--------------------	-----------------------	-------


U.I. Lapp GmbH	DATASHEET	 LAPP GROUP
	EPIC® H-A 3	10420000 14.11.2013

Technical Data

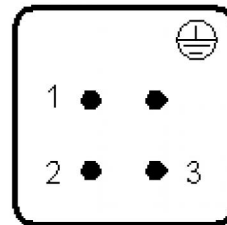
Article:	H-A 3 SS
Version:	male
Contacts:	1 - 3
Pieces / PU:	10
Rated voltage (V):	IEC: 400 V UL: 600 V CSA: 600 V
Rated impulse voltage:	4 kV
Rated current (A):	IEC: 23 A UL: 10 A CSA: 10 A
Contact resistance:	1.5 - 4 mohm
Contacts:	Copper alloy, hard silver-plated
Number of contacts:	3 + PE
Termination methods:	Screw termination: 0.5 - 2.5 mm ² (2.5 mm ² with conductor end sleeves depending on the crimping profile)
Cycle of mechanical operation:	100
Temperature range:	-40 °C to +100 °C, short-term up to +125 °C
VDE-tested:	Certified production control: VDE-REG. no.: B437 UL-tested: UL File Number: E75770
Degree of soiling:	3

Product Management	Document: EPIC® H-A 3	2 / 3
--------------------	-----------------------	-------

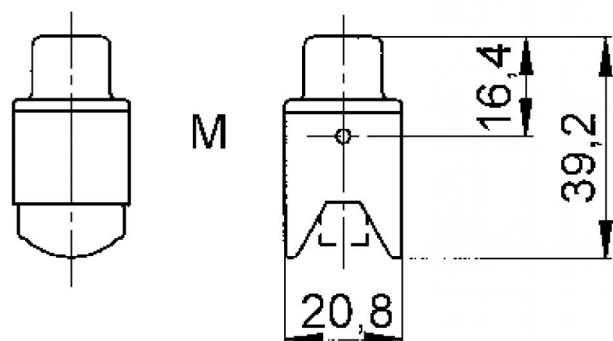
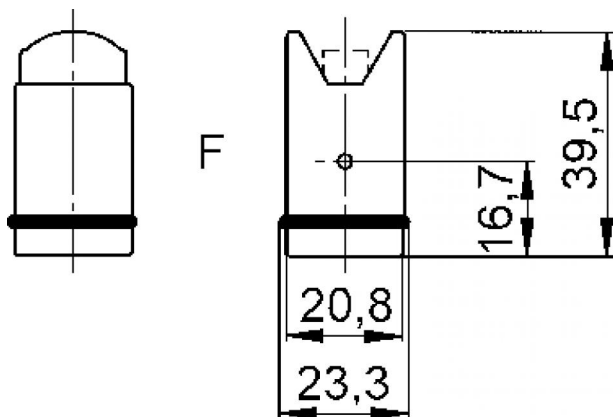
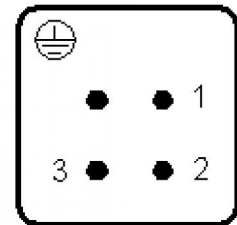
U.I. Lapp GmbH	DATASHEET	 LAPP GROUP
	EPIC® H-A 3	10420000 14.11.2013



M



F



Product Management	Document: EPIC® H-A 3	3 / 3
--------------------	-----------------------	-------