

3900 Metal Lever Switches 16A 250Vac - IP67[†] Sealed Versions



- ▶ Metal lever switches
- ▶ Ratings up to 20A, 277V ac
- ▶ Single and double pole
- ▶ Choice of circuits including 3 position and momentary
- ▶ Sealed version supplied complete with gaskets
- ▶ Panel seal version to IP67[†]
- ▶ 6.3mm terminals
- ▶ Guard option



16(4)A 250Vac T85 (3900 & 3950)
10(4)A 250Vac T85 (All other circuits)



UL CSA* 20A 125/277Vac (ON-OFF Circuits)
UL CSA* 16A 125/277Vac (Other Circuits)
UL CSA* 7A 72Vdc, 14A 36Vdc
UL 250Vac 1hp, 125Vac 1/2hp
UL 65°C, file E45221, CSA file LR10990

Inrush rating - Contact sales for details



RoHS compliant

Approvals and ratings vary with function.
3mm contact gap except where marked μ .
Technical data on pages 4 & 5.

* CSA approval for A and B bodies only
[†] IP67 approval for E body only. Consult sales

lever switches

C 3900 B E - - -

TERMINAL FUNCTION ACTUATOR BODY OPTIONS

TERMINAL	FUNCTION	ACTUATOR	
C 6.3 x 0.8	Single pole 	B metal Metal toggle finish is nickel plate	
	3900 		Double pole
	3901 		3950
	3902 		3951
	3910 		3952
	3911 		3960
	3920 		3961
	3921 		3970
	3922 		3971
	Other terminals to special order		3972



C3900BE ---



C3920BA ---



C3950BF ---

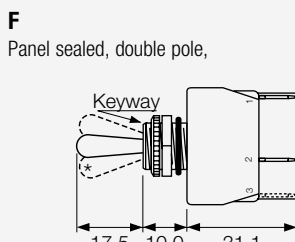
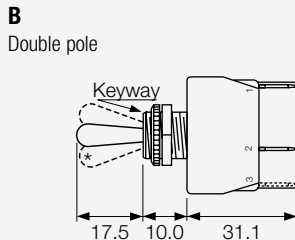
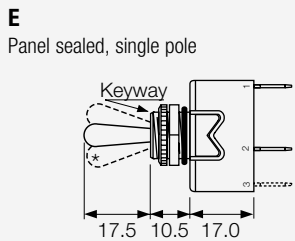
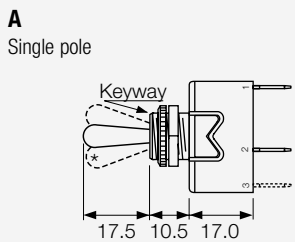


C3972BB ---

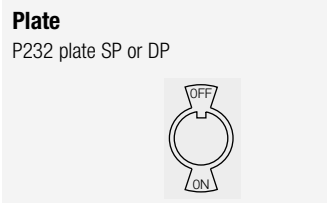
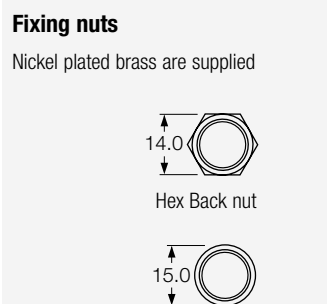


Guard R17-10

BODY



OPTIONS



DIMENSIONS (mm) * Indicates ON position (for ON - OFF switches)

