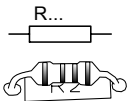
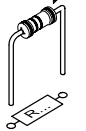


1

Resistor - Weerstand - Résistance - Widerstand - Resistencia - Motstand - Vastus - Resistenze

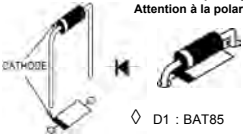


◇ R1 : 100

(Brown, Black, Brown) - (Bruin, zwart, Bruin) - (Brun, noir, Brun) - (Braun, Schwarz, Braun) - (Brun, Svart, Brun) - (Ruskea, Musta, Ruskea) - (Marrón, Negro, Marrón) - (Castanho, Preto, Castanho) - (Marrone, Nero, Marrone)

2 DIODE

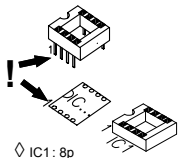
Watch the polarity !
Attention à la polarité !



◇ D1 : BAT85

3 IC socket

WATCH THE POSITION OF THE NOTCH !
ATTENTION A LA POSITION DE L'ENCOCHE !



◇ IC1 : 8p

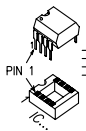
4 Switch

◇ SW1 : Night / always
◇ SW2 : Glow worm / cricket



5 IC

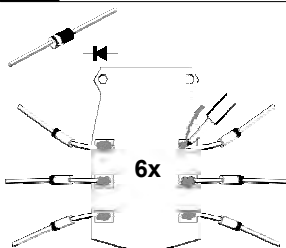
WATCH THE POSITION OF THE NOTCH !
ATTENTION A LA POSITION DE L'ENCOCHE !



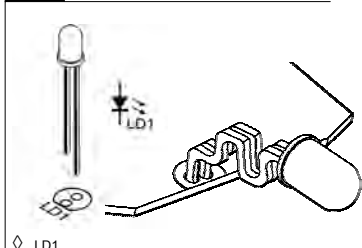
◇ IC1 : VMk185
(programmed PIC10F200-I/PG)

6 Diodes & LED assembly

A 1N5407

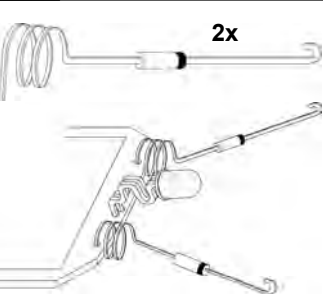


B LED

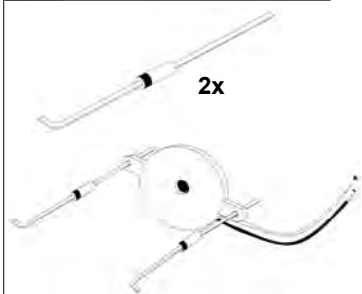


◇ LD1

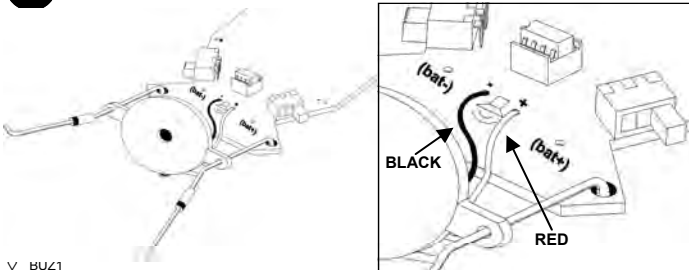
C 1N4007



D 1N4007

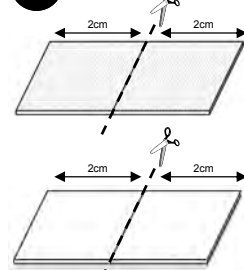


7 Piezo

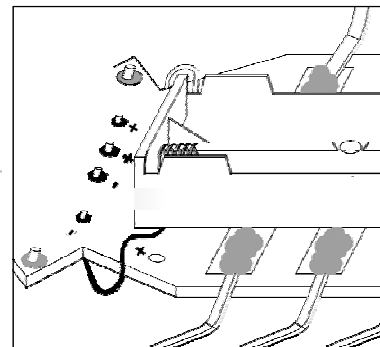
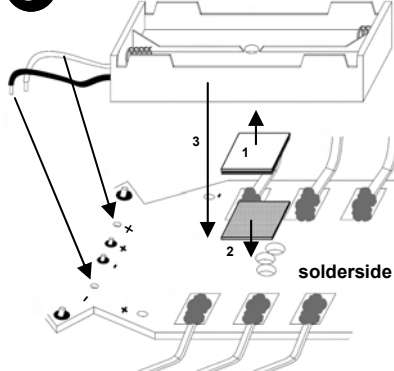


◇ BUZ1

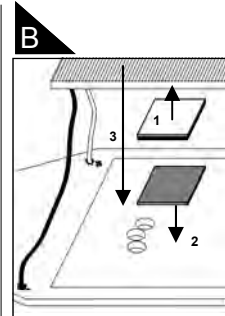
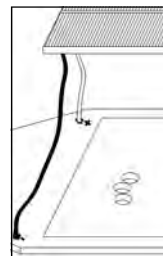
8 Zip fix



9 Batteryholder



10 Solar cell



◇ Zip fix (loops + hooks)