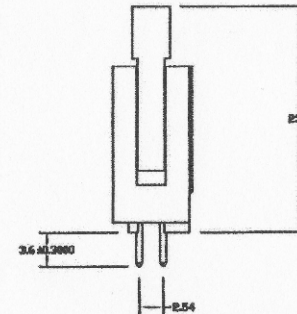
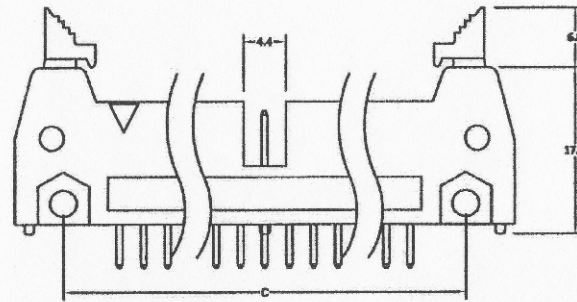
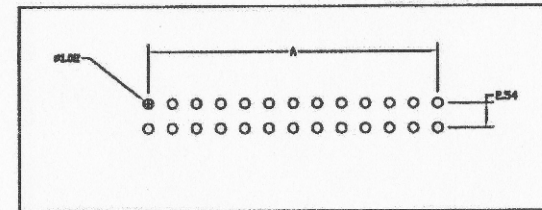


POSITION	A	B	C
10	10.16	32.00	21.84
14	15.24	37.08	26.92
16	17.78	39.62	29.46
20	22.86	44.70	34.54
24	27.94	49.78	39.62
26	30.48	52.32	42.16
30	35.56	57.40	47.24
34	40.64	62.48	52.32
40	48.26	70.10	59.94
50	60.96	82.80	72.64
60	73.66	95.50	85.34
64	78.74	100.58	90.42



Recommended PCB Layout



SPECIFICATIONS:

Material:
 Insulator: PBT, rated UL94V-0
 Insulator Color: Black
 Contacts: Brass
 Plating:
 Gold flash over Nickel underplate on mating area, Tin over Copper underplate on solder tail
 Electrical:
 Operating voltage: 250 VAC max
 Current rating: 3 Amp max
 Contact resistance: 20 mohms max
 Insulation resistance: 5,000 Mohms min 500 VDC
 Dielectric withstanding voltage: 1,000 VAC for 1 minute
 Temperature Rating:
 Operating temperature: -55° to +105°

Artikelnummer Artikeltext

741946

Stiftwanne 10 pol, verg. Kontakte.,gerade Ausf.,Raster 2,54mm,mit Verriegelungsclips

BKL - ELECTRONIC Kreimendahl GmbH ~ Markenstück 14 ~ 58509 Lüdenscheid

Telefon +49(0)2351/3621-0 ~ Telefax +49(0)02351/3621-29 ~ E-Mail: info@bkl-electronic.de ~ www.bkl-electronic.de