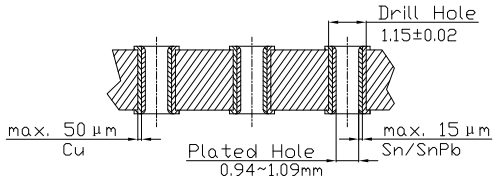

Recommended Hole Specifications
Section A-A
Scale 6:1

NOTES:

① Connector Meets Requirement OF DIN 41612

② Material:
1.Housing : Glass-Filled PBT. Color: Grey, UL 94V-0
2.Contact : Copper Alloy

③ Contact Tail Dimension(Thickness x Width x Length)(a=Length)(Option in Part Number)
T :0.3±0.02 x 0.64±0.04 x 4±0.2
T2.5 :0.3±0.02 x 0.64±0.04 x 2.5±0.2
W5 :0.6±0.015 x 0.6±0.03-0.05 x 5±0.2
W7 :0.6±0.015 x 0.6±0.03-0.05 x 7.4±0.2

④ Contact Finish(Option in Part Number "-x")
-1: 25µ" (0.63µm)Pd/Ni and 2µ"Gold Plating on Mating Area ,100µ"(2.54um)Tin Plating on Tail Area, Flash Gold Plating on Non-mating Area,50µ" (1.27µm)Nickel Underplate All Over
-2: 12µ" (0.30µm)Pd/Ni and 2µ"Gold Plating on Mating Area ,100µ"(2.54um)Tin Plating on Tail Area, Flash Gold Plating on Non-mating Area,50µ" (1.27µm)Nickel Underplate All Over
Blank: Flash Gold Plating on mating and non-mating Area, Tin Plating on Tail Area,Nickel Underplate All Over

⑤ Connector Printed with Part Number,and Batch Number

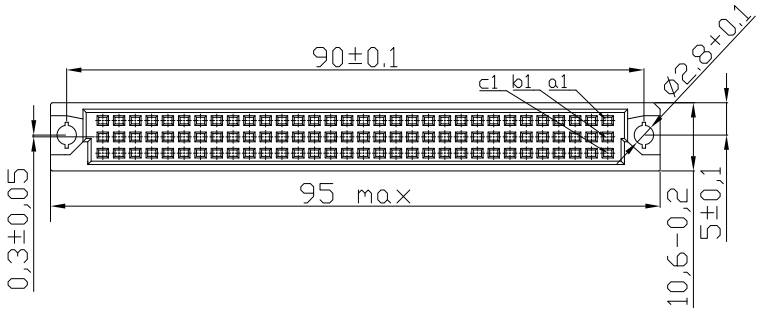

Order Information

A-CF32ACx-x
T, T2.5, W5, W7 — Blank, 1, 2

A-CF48ABCx-x
T, T2.5, W5, W7 — Blank, 1, 2

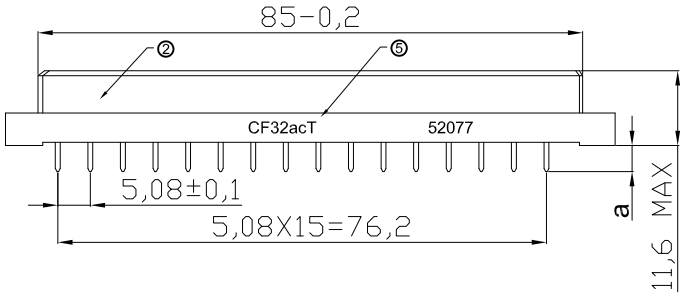

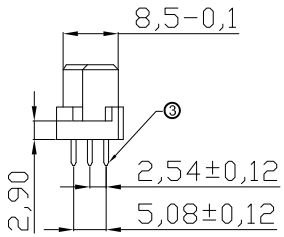

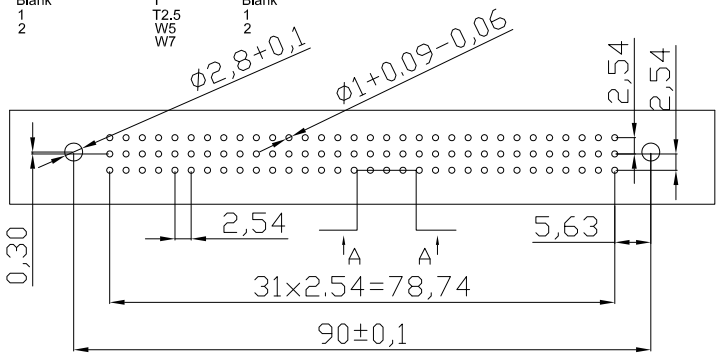

Recommended PCB Hole Layout
Component Side
Scale 1:1

RoHS compliant

Scale	1:1
TOLERANCE	
X.	±0.25
X.X	±0.1
X.XX	±0.05
X.XXX	±0.012
DIM	TOL
Angle	±1°

Id.	Modification	Date	Name
②	Modify plating spec.	07.06.2010	Dean
①	Drawn	16.07.2009	Dean

	Date	Name
Drawn	16.07.2009	Dean
Approved	07.06.2010	Hellwig

Customer-No.

ASSMANN WSW-No. A-CF32ACx-x A-CF48ABCx-x

Drawing-No. ASS 2085A CO rev02

Replace

Sheet