



# Universal MATE-N-LOK Connectors (Continued)

## Housings

**In-Line and Matrix** (Free Hanging or Panel Mount)

**Centerline Spacing** — 6.35 [.250]

**Contacts** — Order separately (see page 412)

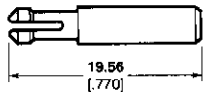
**Material**

Nylon (See chart at right)

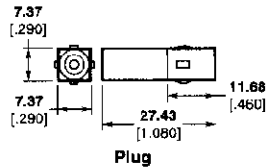
**Mating Headers**

See pages 409, 410 and 411

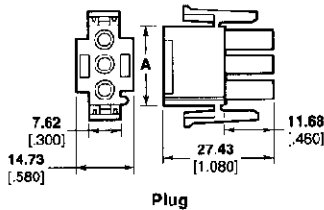
**Keying Plug**



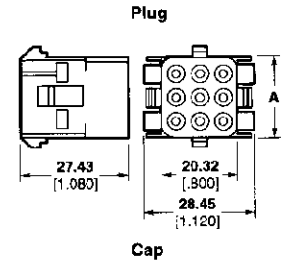
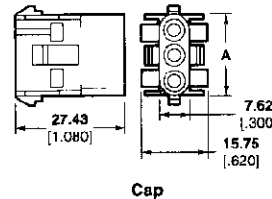
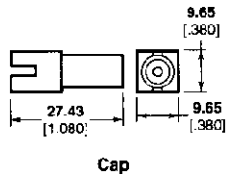
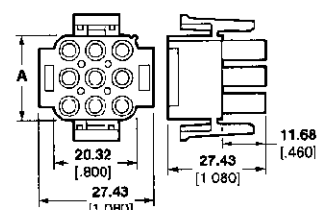
**1 Circuit (Free Hanging)**



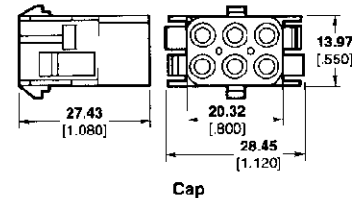
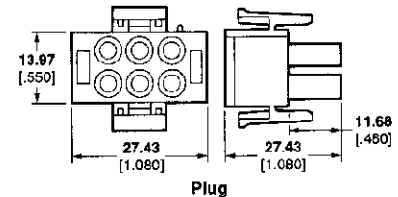
**2, 3, 4, 5, 6, 8 Circuit In-Line**



**9, 12, 15 Circuit Matrix**



**6 Circuit Matrix**



**Part Numbers**

UL 94V-2 Nylon material, natural color — **1-640415-1**

UL 94V-0 Nylon material — **1-640415-0**

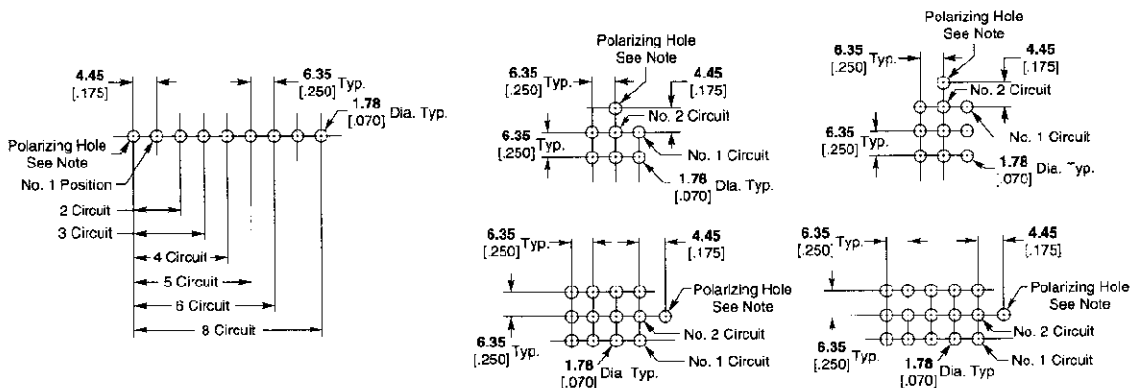
**Note:** Keying plug snaps into plug or cap housing

No. of Circuits	Dim A	Part Numbers			
		UL 94V-2 Nylon		UL 94V-0 Nylon	
		Plug	Cap	Plug	Cap
1	—	1-350867-0	1-770421-1	350865-1	350866-1
2	13.97 [.550]	1-480698-0 <sup>1</sup>	1-480699-0 <sup>1</sup>	350777-1 <sup>1</sup>	350778-1 <sup>1</sup>
3	20.32 [.800]	1-480700-0 <sup>1</sup>	1-480701-0 <sup>1</sup>	350786-1 <sup>1</sup>	350767-1 <sup>1</sup>
4	26.67 [1.050]	1-480702-0 <sup>1</sup>	1-480703-0 <sup>1</sup>	350779-1 <sup>1</sup>	350780-1 <sup>1</sup>
5	33.02 [1.300]	1-480763-0 <sup>1</sup>	1-480764-0 <sup>1</sup>	350809-1 <sup>1</sup>	350810-1 <sup>1</sup>
6	39.37 [1.550]	640585-1 <sup>1</sup>	1-926307-1 <sup>1</sup>	640581-1 <sup>1</sup>	350781-1
8	52.07 [2.050]	1-640586-1 <sup>1</sup>	1-926308-1 <sup>1</sup>	640582-1 <sup>1</sup>	926308-3 <sup>1</sup>
9	20.32 [.800]	1-480706-0	1-480707-0	350720-1	350782-1
12	26.67 [1.050]	1-480708-0	1-480709-0	350735-1	350783-1
15	33.02 [1.300]	1-480710-0	1-480711-0	350736-1	350784-1

POWER  
Cabled Power Connectors

<sup>1</sup> In-Line style

## Recommended PC Board Hole Layout for Pin and Socket Vertical Headers



**Note:** Polarizing hole 1.78 [.070] Dia. required for polarized headers only.