

## Rocker Switch



**Technical Specifications:**





Contact resistance
50mΩ Max
Insulation resistance
DC 500V 100MΩ Min
Dielectric strength
AC 1500V 1 minute
Cut-out
X
Y

	X	Y
0.75-1.25	19.2±0.1	13.0±0.1
1.25-2	19.4±0.1	13.0±0.1
2-3	19.8±0.1	13.0±0.1

**FEATURES**

- \* MATERIAL: Frames are nylon (UL flame: 94V-2). Terminals are silver plated brass.
- \* Illuminated actuators are molded in PC, available with red, amber, and green colors.
- \* Snap-in mounting, easy to install switch into panel.
- \* Waterproof cover is optional.
- \* Dust resistant.



FUNCTION			RATING	TERMINAL
<b>A</b>	<b>C</b>	<b>G</b>	10A 125V AC 6A 250V AC	0 2  .187" SQ
<b>A 3</b>	<b>D</b>	<b>H</b>	16A 125V AC 10A 250V AC	0 5  SO
<b>B</b>	<b>E</b>	<b>I</b>		0 9  PC
<b>B 2</b>	<b>F</b>	<b>L</b>	6A 125V AC 3A 250V AC	1 0  PC ANGLE

**Notes:**

- (ILLUMINATED)** 125VAC 33KΩ / 250VAC 150KΩ
- (ILLUMINATED) (LED)** LED Rating @10MA V<sub>F</sub>=1.85V

Unit: mm

This is a publication by Conrad Electronic SE, Klaus-Conrad-Str. 1, D-92240 Hirschau (www.conrad.com).

All rights including translation reserved. Reproduction by any method, e.g. photocopy, microfilming, or the capture in electronic data processing systems require the prior written approval by the editor. Reprinting, also in part, is prohibited. This publication represents the technical status at the time of printing.

© Copyright 2017 by Conrad Electronic SE.