

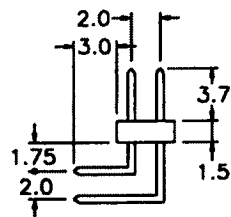
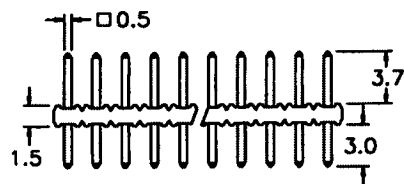
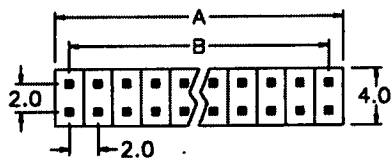
PCB Pin Headers 2.0 mm (0.079")

Oupiin 211 & 215 Series

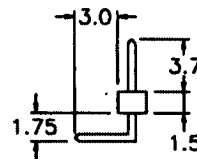
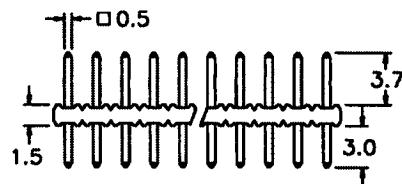
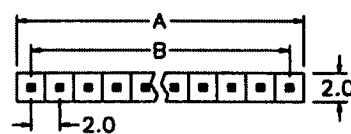
Connectors are available pre-cut or as 40-way single or 80-way double headers which are easily cut to the required length. All pins are on a 2mm pitch and connectors are stackable end-to-end and side-to-side. The system comprises straight or right-angle PCB headers

Technical Specification	
Contact resistance	30mΩ max.at 100mA DC
Insulator resistance	1000MΩ min.at 500V DC
Current rating	1 Amp
Dielectric withstanding voltage	500V AC for 1 minute
Operating temperature	-55°C to +105°C
Contact material	Brass, gold plated
Housing	PBT & 30% glass fibre (UL 94V-0)

211 SERIES
Dual Row



215 SERIES
Single Row



Position	2 Through 40
Dimension	4 Through 80
A	2.0 * Position No.
B	2.0 * Position No. - 2.0